

Azimuthal HBT measurements
of charged pions and kaons in Au+Au
200GeV collisions at RHIC-PHENIX

Takafumi Niida from Univ. of Tsukuba
for the PHENIX Collaborations

WPCF2011 @ Tokyo University



Outline

- ▶ Introduction
- ▶ Physics Motivation
- ▶ Analysis
 - ▶ PHENIX Detector
 - ▶ Analysis flow
- ▶ Results
 - ▶ Pion
 - ▶ Azimuthal dependence of HBT radii
 - ▶ Fourier components
 - ▶ Kaon
 - ▶ Azimuthal dependence of HBT radii
 - ▶ Eccentricity at freeze-out comparing between pion and kaon
- ▶ Summary & Outlook

Introduction

▶ What is HBT ?

- ▶ Quantum interference between identical two particles
- ▶ Powerful tool to explore space-time evolution in HI collisions
- ▶ Correlation function c_2 is defined as :

$P(p_1)$: Probability of detecting a particle
 $P(p_1, p_2)$: Probability of detecting pair particles

$$C_2 = \frac{P(\vec{p}_1, \vec{p}_2)}{P(\vec{p}_1) \cdot P(\vec{p}_2)}$$

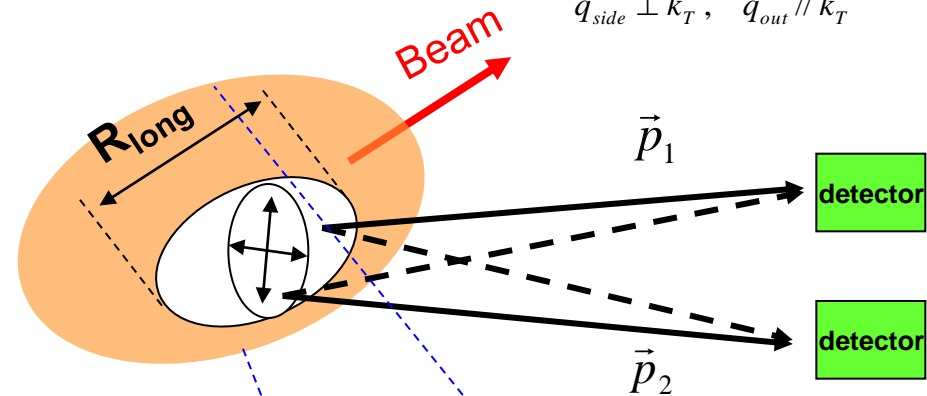
$$= 1 + |\tilde{\rho}(q)|^2 = 1 + \exp(-R_{inv}^2 q_{inv}^2)$$

(If assuming gaussian source)

$$\vec{q} = \vec{p}_1 - \vec{p}_2$$

$$\vec{k}_T = \frac{\vec{p}_1 + \vec{p}_2}{2}$$

$$\vec{q}_{side} \perp \vec{k}_T, \quad \vec{q}_{out} \parallel \vec{k}_T$$

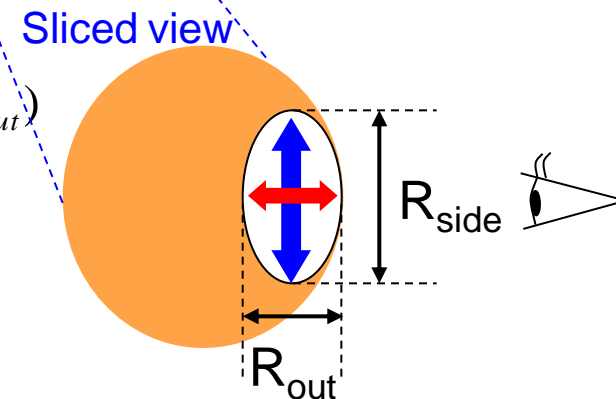


▶ Bertsch-Pratt parameterization at LCMS frame

$$C_2 = 1 + \lambda \exp(-R_{inv}^2 q_{inv}^2)$$

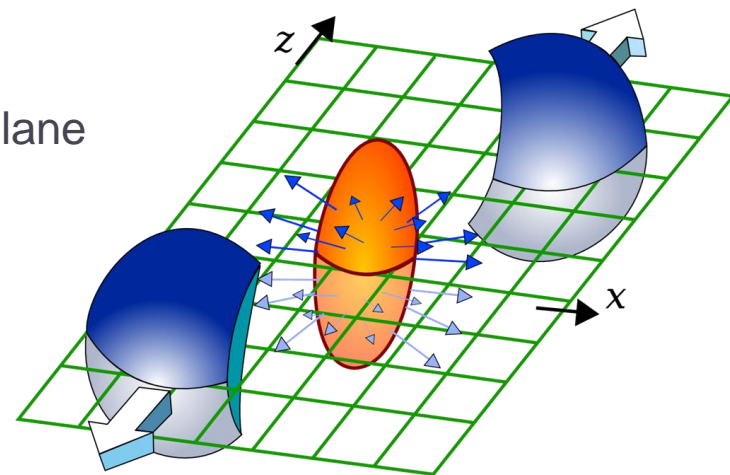
$$= 1 + \lambda \exp(-R_{side}^2 q_{side}^2 - R_{out}^2 q_{out}^2 - R_{long}^2 q_{long}^2 - 2R_{os}^2 q_{side} q_{out})$$

- ▶ R_{side} : transverse size of source
- ▶ R_{out} : transverse size of source + emission duration
- ▶ R_{long} : longitudinal size of source
- ▶ R_{os} : cross term between side and out

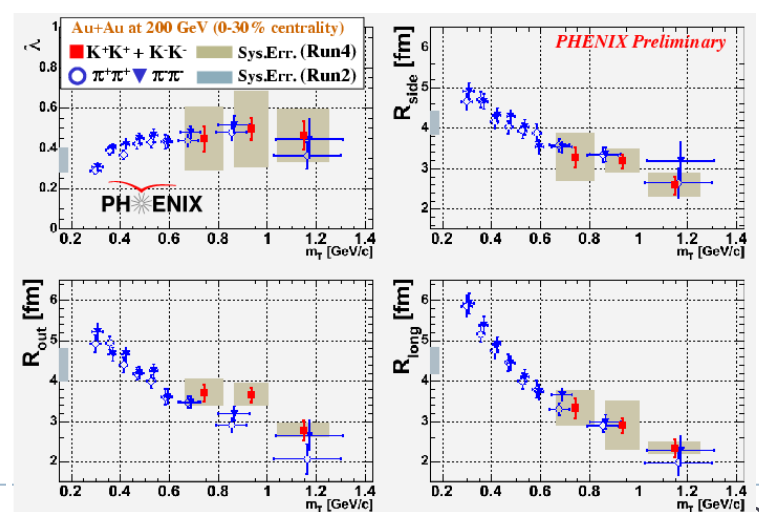
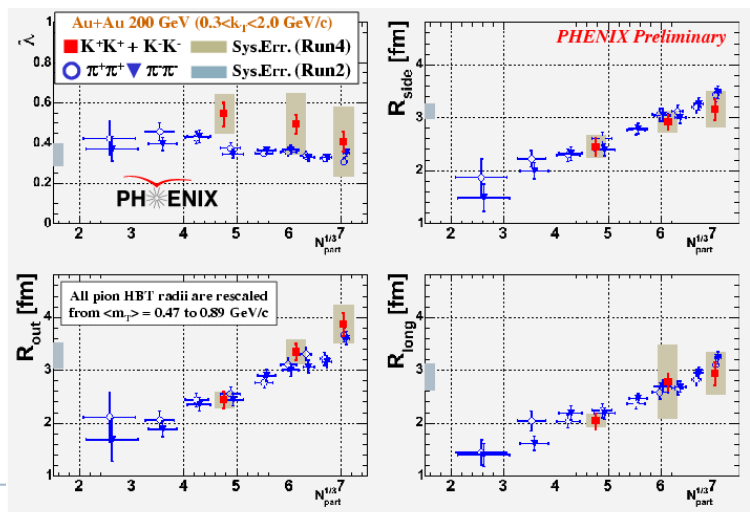


Physics Motivation

- ▶ Azimuthal HBT analysis
 - ▶ Measures the source shape w.r.t Reaction Plane
 - ▶ Source shape at freeze-out is
 - ▶ **Sensitive to “system lifetime”**
 - ▶ **Related to momentum anisotropy**

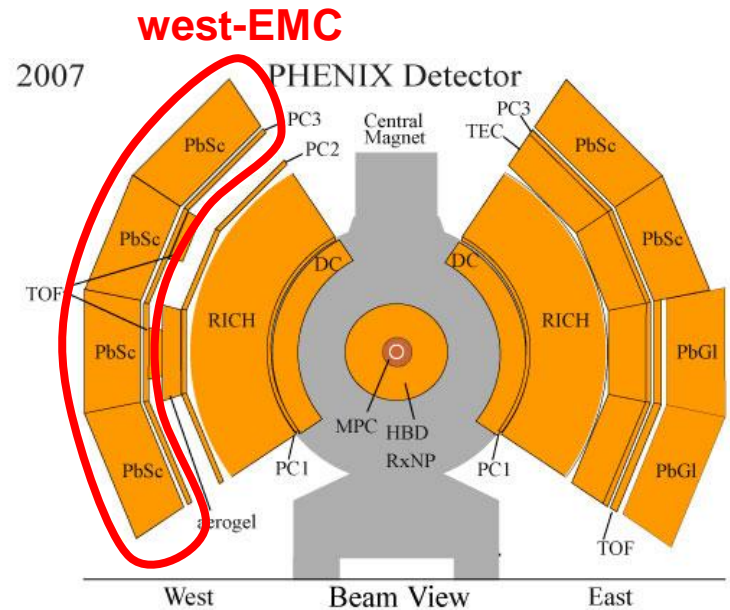


- ▶ HBT Results for charged pion and kaon
 - ▶ Centrality and m_T dependence were measured for pion and kaon
→ No significant difference between both species
 - ▶ **How about azimuthal dependence?**

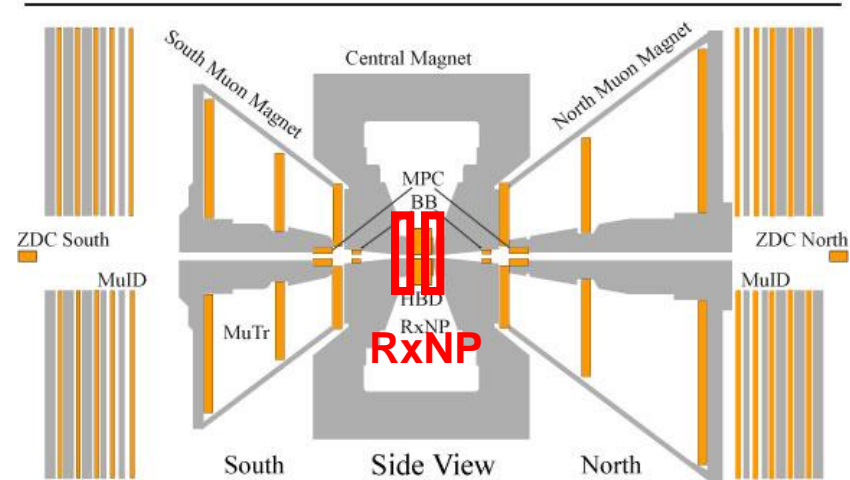
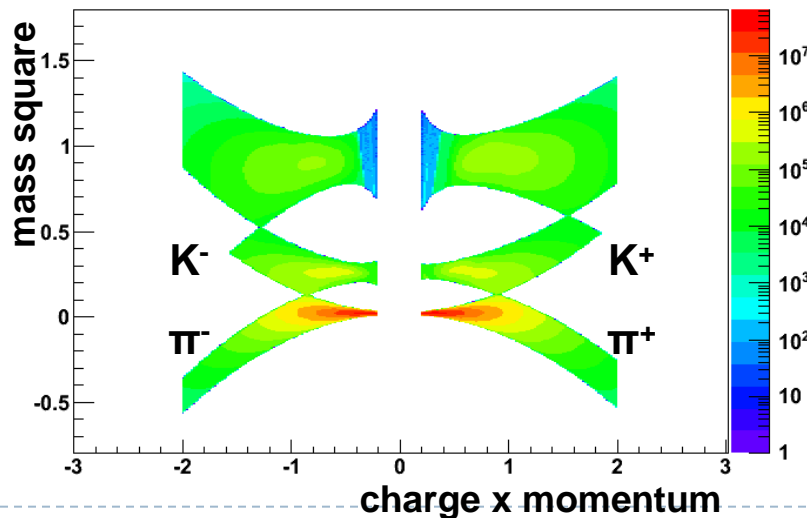


PHENIX Detector


- ▶ Vertex, Centrality
 - ▶ BBC, ZDC
- ▶ Event plane
 - ▶ Reaction Plane Detector(RxNP)
 - ▶ $1 < |\eta| < 2.8$
- ▶ Tracking
 - ▶ Drift Chamber, Pad Chamber
- ▶ PID
 - ▶ EMCal (all sectors in west arm)
 - ▶ $|\eta| < 0.35, \Delta\phi = 90^\circ$



H_Mass2vsMOMemc2



Analysis flow

- 
- ▶ Measure the experimental C_2
 - ▶ Correct Event Plane resolution
 - ▶ Finite resolution reduce the oscillation amplitude of HBT radii
 - ▶ U.Heinz et al, PRC66, 044903 (2002)
 - ▶ Fitting C_2
 - ▶ Sinyukov fitting method (includes coulomb correction and effect of long lived resonance decay)
 - ▶ Get HBT radii($R_{\text{side}}, R_{\text{out}}, R_{\text{long}}, \dots$) as a fitting result

Analysis flow

- ▶ Measure the experimental C_2

$$C_2 = \frac{R(q)}{M(q)}$$

R(q): relative momentum dist. of Real pairs
M(q): that of mixed pairs

- ▶ Correct Event Plane resolution
 - ▶ Finite resolution reduce the oscillation amplitude of HBT radii
 - ▶ U.Heinz et al, PRC66, 044903 (2002)
- ▶ Fitting C_2
 - ▶ Sinyukov fitting method (includes coulomb correction and effect of long lived resonance decay)
- ▶ Get HBT radii ($R_{\text{side}}, R_{\text{out}}, R_{\text{long}}, \dots$) as a fitting result

Analysis flow

- ▶ Measure the experimental C_2

$$C_2 = \frac{R(q)}{M(q)}$$

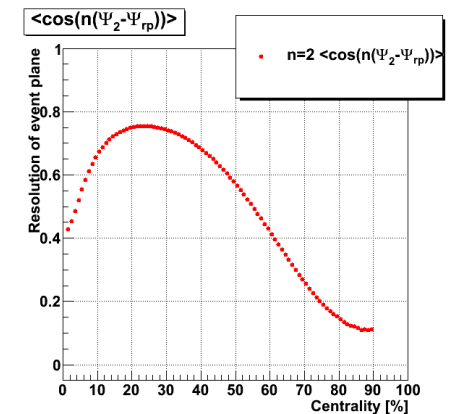
R(q): relative momentum dist. of Real pairs
M(q): that of mixed pairs

- ▶ Correct Event Plane resolution
 - ▶ Finite resolution reduce the oscillation amplitude of HBT radii
 - ▶ U.Heinz et al, PRC66, 044903 (2002)

- ▶ Fitting C_2

- ▶ Sinyukov fitting method
(includes coulomb correction and effect of long lived resonance decay)

- ▶ Get HBT radii ($R_{side}, R_{out}, R_{long}, \dots$) as a fitting result



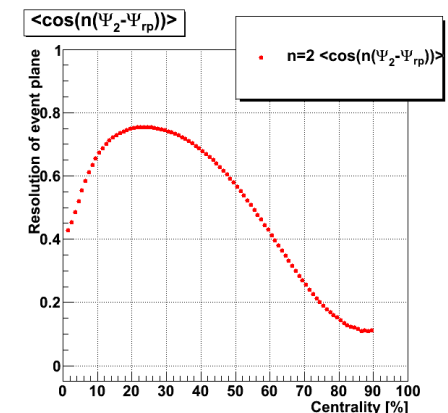
Analysis flow

- ▶ Measure the experimental C_2

$$C_2 = \frac{R(q)}{M(q)}$$

R(q): relative momentum dist. of Real pairs
M(q): that of mixed pairs

- ▶ Correct Event Plane resolution
 - ▶ Finite resolution reduce the oscillation amplitude of HBT radii
 - ▶ U.Heinz et al, PRC66, 044903 (2002)



- ▶ Fitting C_2
 - ▶ Sinyukov fitting method (includes coulomb correction and effect of long lived resonance decay)

$$C_2 = C_2^{core} + C_2^{halo}$$

$$= [\lambda(1 + G)F] + [1 - \lambda]$$

$$G = \exp(-R_{side}^2 q_{side}^2 - R_{out}^2 q_{out}^2 - R_{long}^2 q_{long}^2 - 2R_{os}^2 q_{side} q_{out})$$

- ▶ Get HBT radii ($R_{side}, R_{out}, R_{long}, \dots$) as a fitting result

Analysis flow

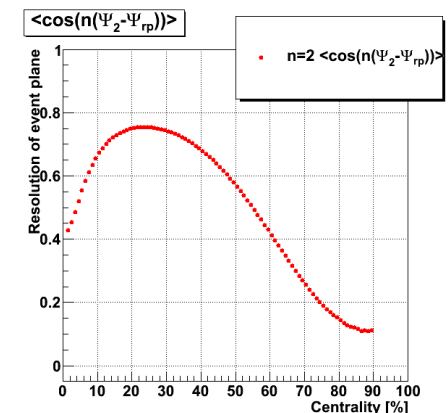
- ▶ Measure the experimental C_2

$$C_2 = \frac{R(q)}{M(q)}$$

R(q): relative momentum dist. of Real pairs
M(q): that of mixed pairs

- ▶ Correct Event Plane resolution

- ▶ Finite resolution reduce the oscillation amplitude of HBT radii
- ▶ U.Heinz et al, PRC66, 044903 (2002)



- ▶ Fitting C_2

- ▶ Sinyukov fitting method (includes coulomb correction and effect of long lived resonance decay)

$$C_2 = C_2^{core} + C_2^{halo}$$

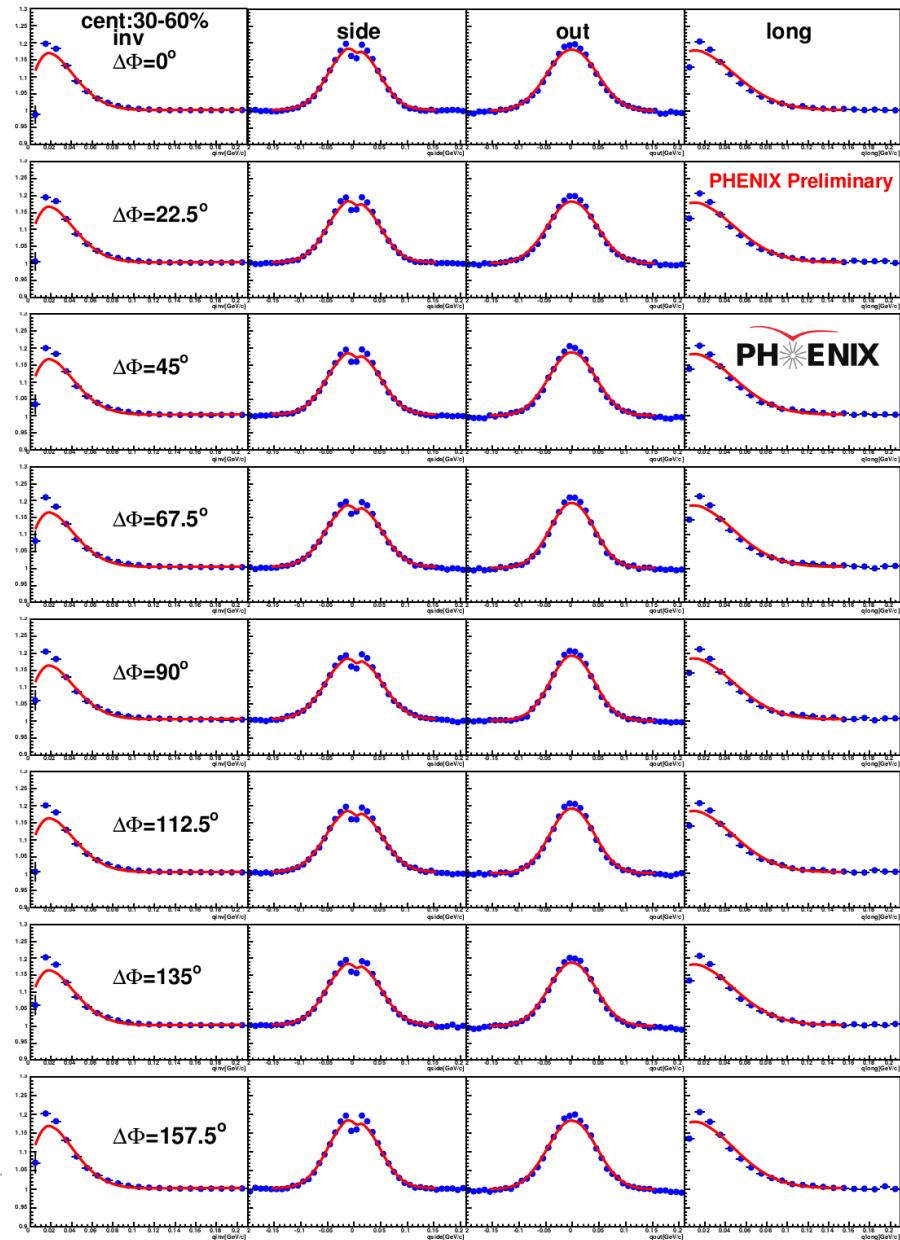
$$= [\lambda(1 + G)F] + [1 - \lambda]$$

$$G = \exp(-R_{side}^2 q_{side}^2 - R_{out}^2 q_{out}^2 - R_{long}^2 q_{long}^2 - 2R_{os}^2 q_{side} q_{out})$$

- ▶ Get HBT radii ($R_{side}, R_{out}, R_{long}, \dots$) as a fitting result

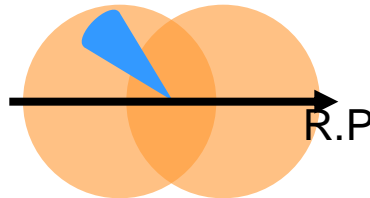
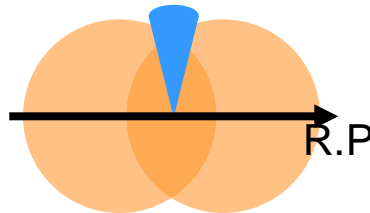
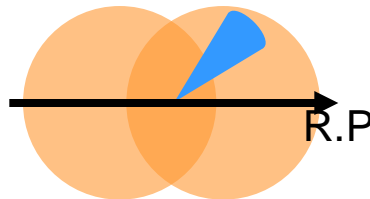
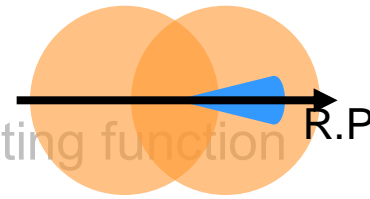
Correlation function for pion

- ▶ Raw c_2
- ▶ With sinyukov' fitting function
- ▶ Centrality:30-60%

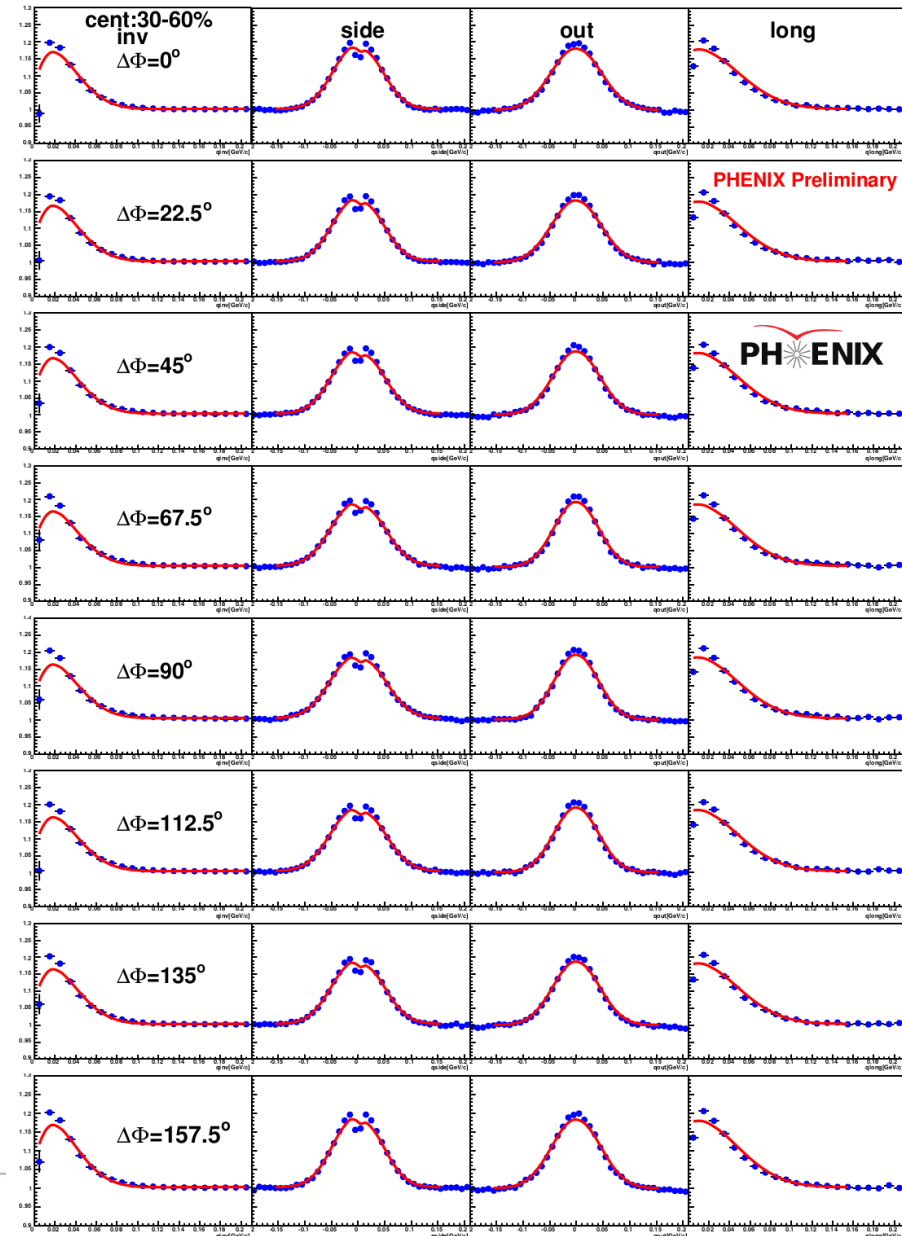


Correlation function

- ▶ Raw c2
- ▶ With sinyukov' fitting function
- ▶ Centrality:30-60%



1D Inv 3D Side Out Long

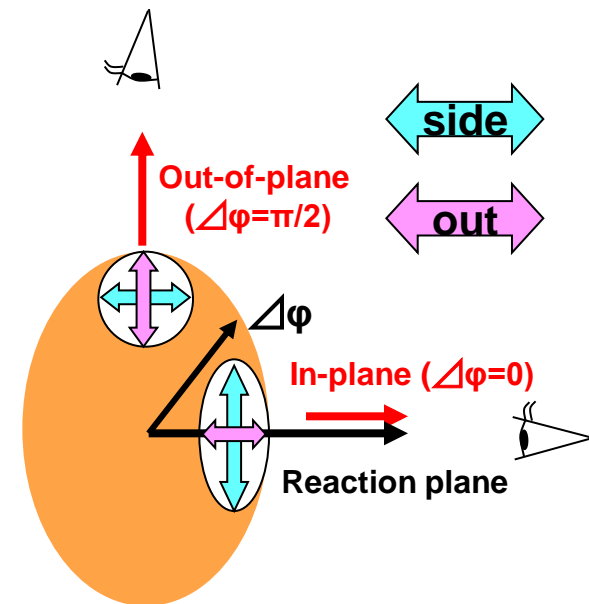
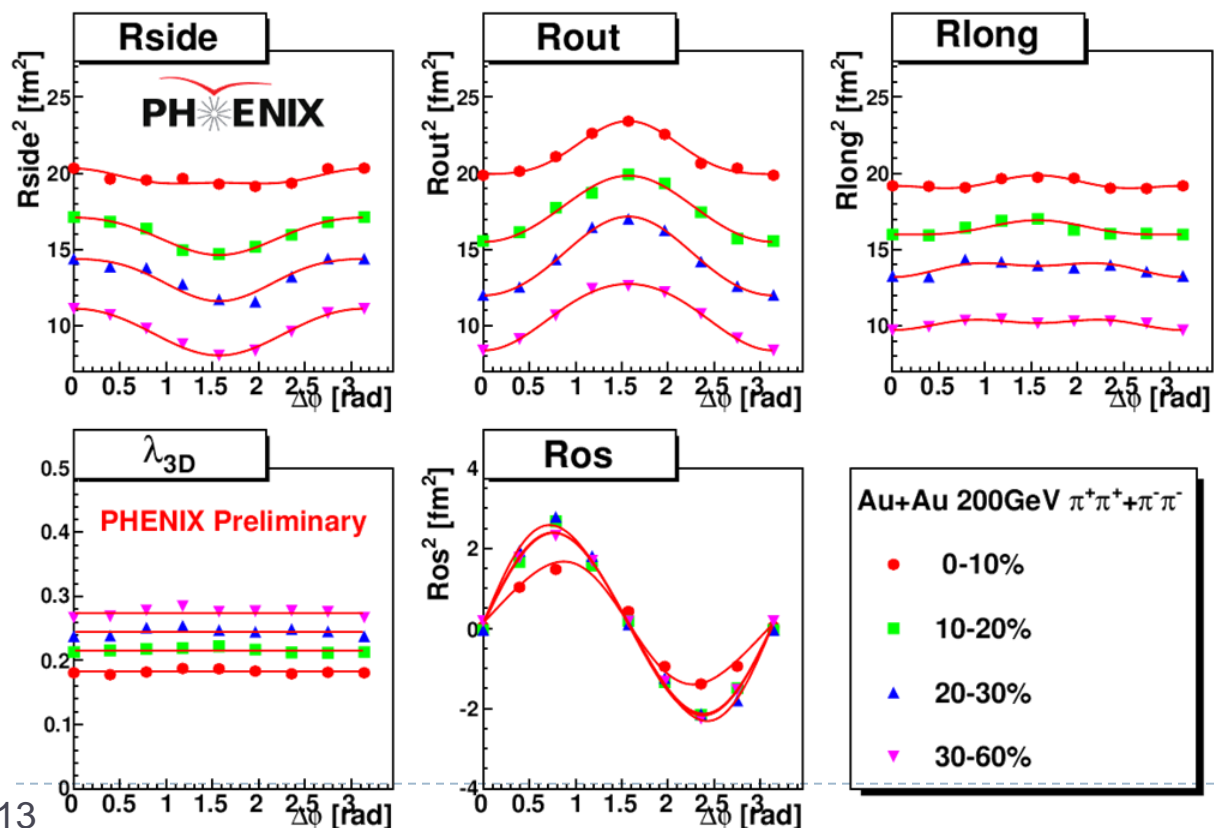


Azimuthal dependence of HBT radii for pion

- ▶ Observed the oscillation for R_{side} , R_{out} , R_{os}
- ▶ Different emission duration between in-plane and out-of-plane at 0-10%?
- ▶ Data points are fitted by cosine series function

$$R = R_{\mu,0}^2 + 2R_{\mu,2}^2 \cos(2\Delta\phi) + 2R_{\mu,4}^2 \cos(4\Delta\phi) \quad \mu = s, o, l$$

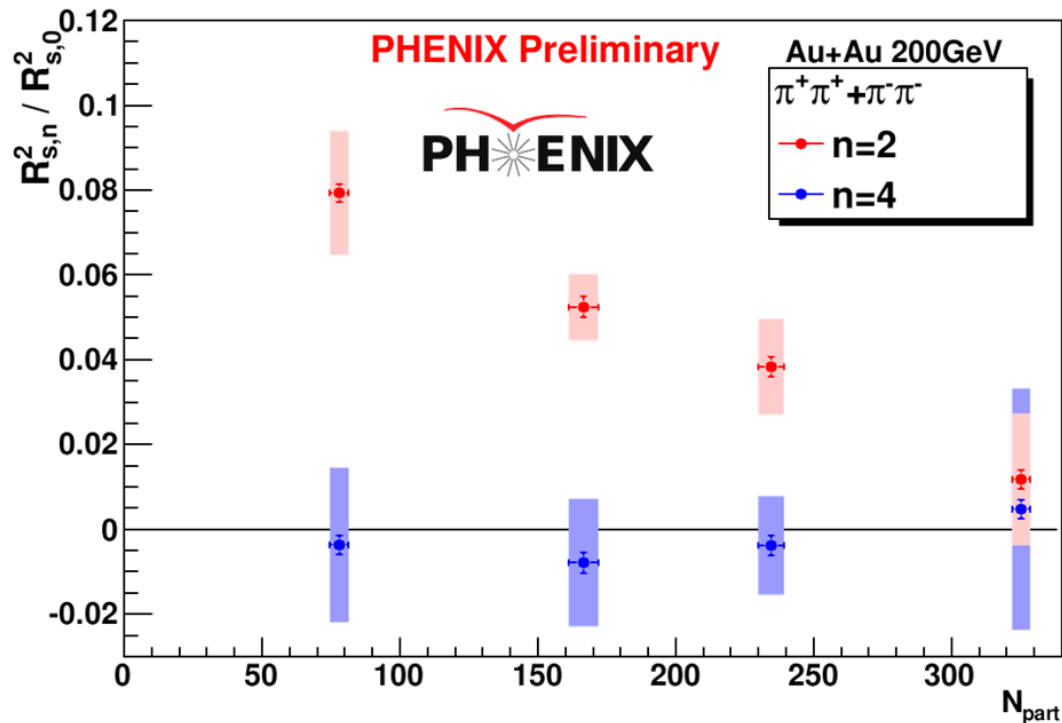
$$R = R_{\mu,0}^2 + 2R_{\mu,2}^2 \sin(2\Delta\phi) + 2R_{\mu,4}^2 \sin(4\Delta\phi) \quad \mu = os$$



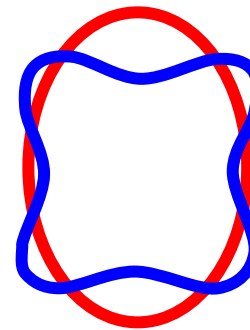
Fourier components of azimuthal HBT radii

- Fourier component for R_{side} is calculated by the following fit

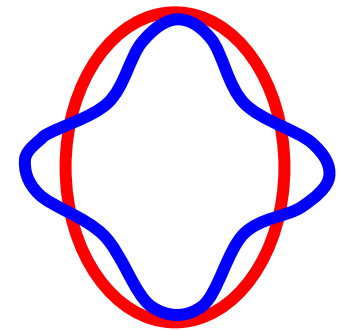
$$R = R_{side,0}^2 + 2R_{side,2}^2 \cos(2\Delta\phi) + 2R_{side,4}^2 \cos(4\Delta\phi)$$



$R_{s,4}^2 < 0$



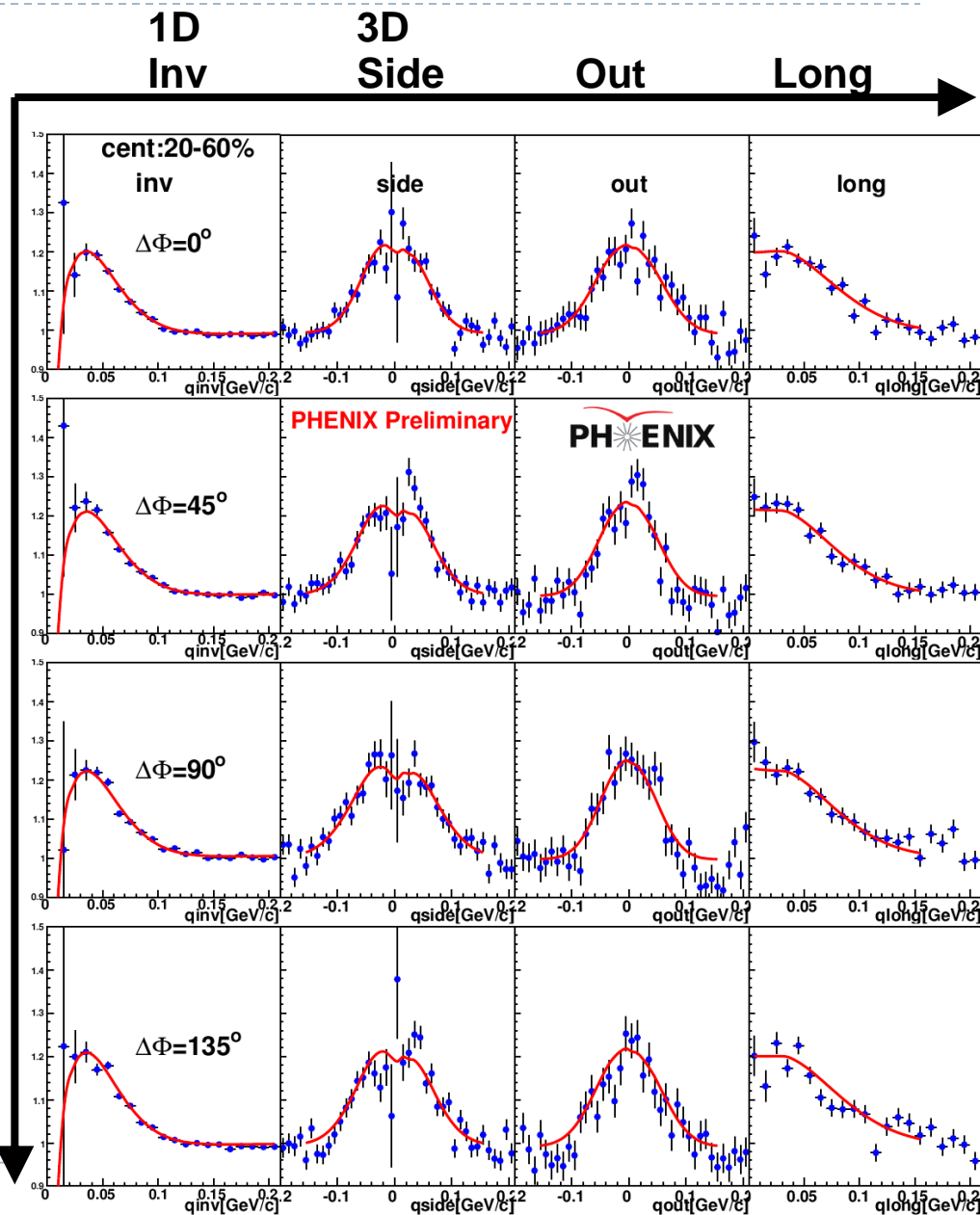
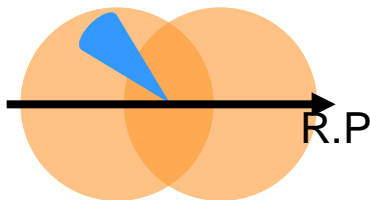
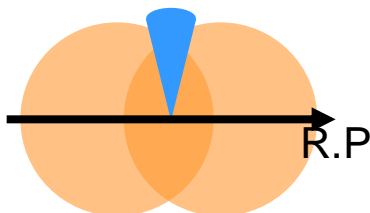
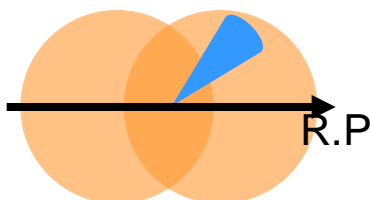
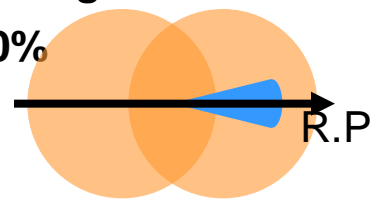
$R_{s,4}^2 > 0$



Relative 4th order radius seems to have negative value,
But it's zero within systematic error

Correlation function for kaon

- ▶ Raw c_2
- ▶ with sinyukov' fitting function
- ▶ Centrality: 20-60%

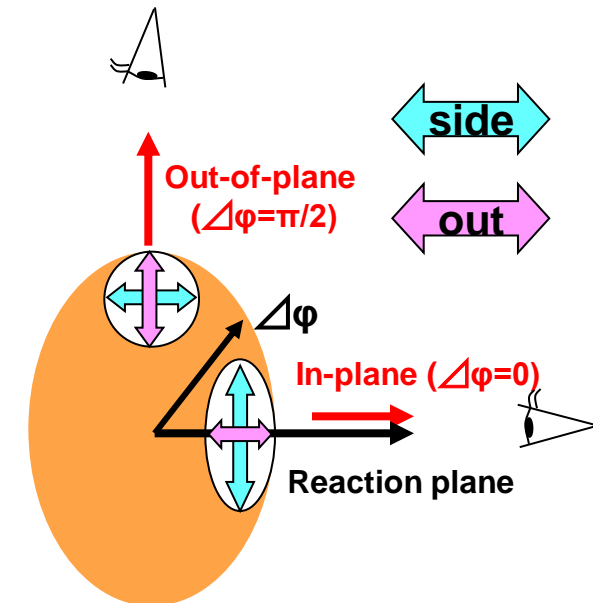
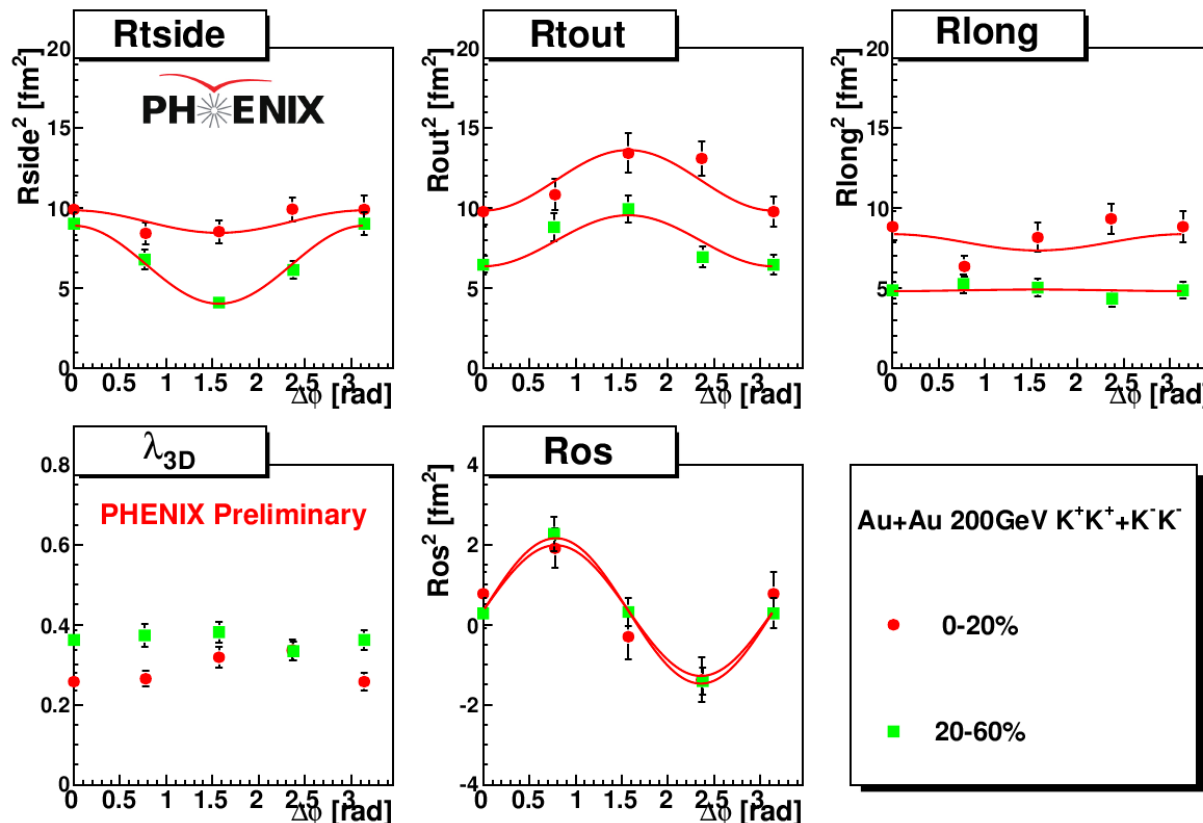


Azimuthal dependence of HBT radii for kaon

- ▶ Observed the oscillation for R_{side} , R_{out} , R_{os} as well as pion
- ▶ Data points are fitted by cosine series function

$$R = R_{\mu,0}^2 + 2R_{\mu,2}^2 \cos(2\Delta\phi) \quad \mu = s, o, l$$

$$R = R_{\mu,0}^2 + 2R_{\mu,2}^2 \sin(2\Delta\phi) \quad \mu = os$$



Eccentricity at freeze-out

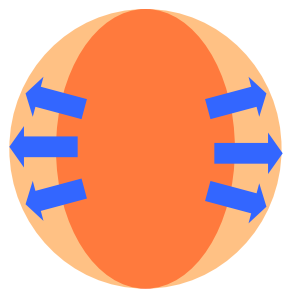
- ▶ Final eccentricity is defined as $\epsilon_{final} = 2 \frac{R_{s,2}^2}{R_{s,0}^2}$ by Blast-wave model

if $\epsilon_{final} = \epsilon_{initial}$

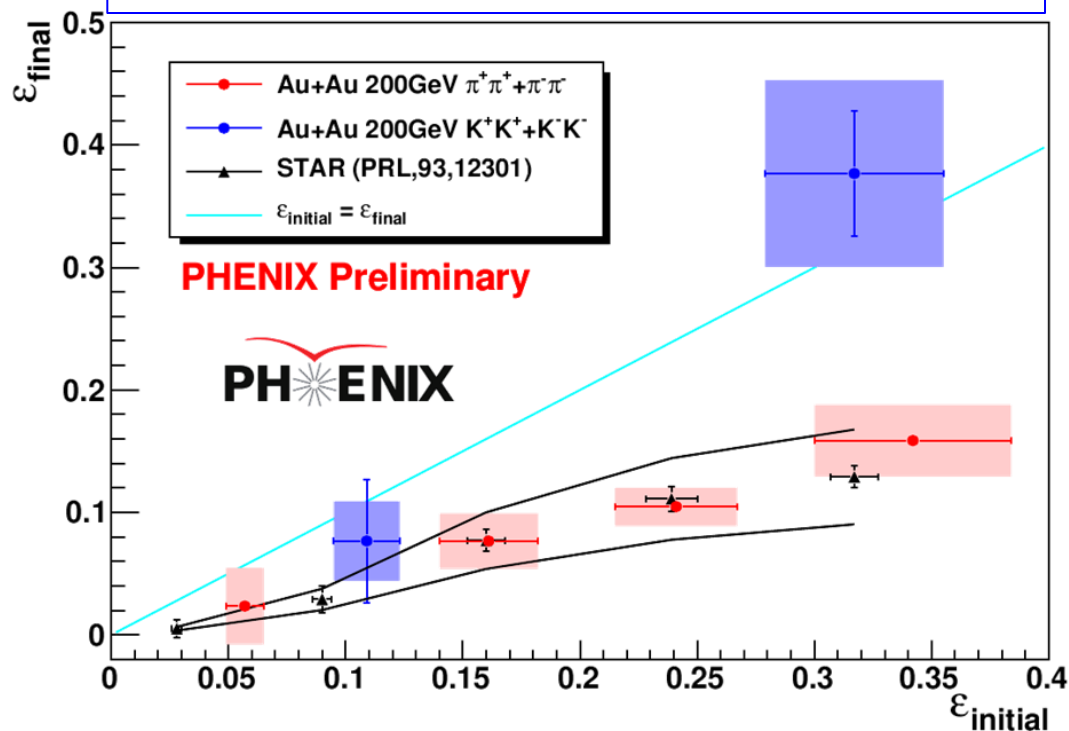
Same source shape between Initial state and freeze-out

if $\epsilon_{final} < \epsilon_{initial}$

Source expands to In-plane direction



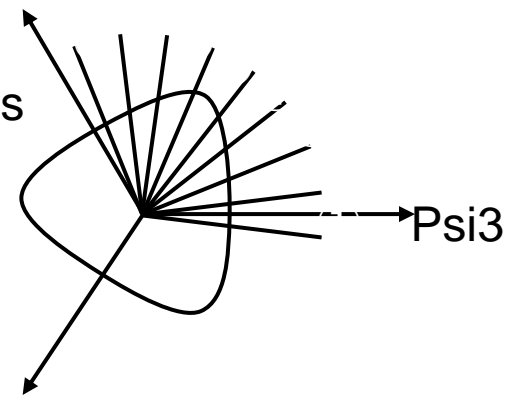
$\epsilon_{initial}$: initial eccentricity calculated by Glauber model
 ϵ_{final} : final eccentricity calculated by above



- PHENIX result is consistent with STAR result for pion
- ϵ_{final} of kaon is larger than that of pion and close to $\epsilon_{initial}$
 - ▶ Due to different average m_T ? or different cross section?

Summary & Outlook

- ▶ Measurements of azimuthal dependence of HBT radii for pion and kaon in Au+Au 200GeV collisions
 - ▶ Observed the oscillation of R_{side} and R_{out} for kaon as well as for pion
 - ▶ 4th order in oscillation of R_{side} for pion is zero within systematic error
 - ▶ Final eccentricity of pion is consistent with STAR result
 - ▶ Final eccentricity of kaon is larger than that of pion
- ▶ Outlook
 - ▶ Need to check m_T dependence of final eccentricity
 - ▶ Possible to understand the difference of pion and kaon?
 - ▶ Comparison with model (ex. blast wave model)
 - ▶ Azimuthal HBT w.r.t higher order event plane
 - ▶ Analysis using 3rd order event plane is in progress
 - ▶ Provides information about relation between v_3 and source shape?



Thank you!

Back up

Data selection

- ▶ Data
 - ▶ Run7 Au+Au 200GeV
- ▶ Track Cut
 - ▶ quality: 63 or 31
 - ▶ pion : $pt > 0.2[\text{GeV}/c]$ && $mom < 2.0[\text{GeV}/c]$
 - ▶ kaon : $pt > 0.3[\text{GeV}/c]$ && $mom < 2.0[\text{GeV}/c]$
 - ▶ $temc < 50[\text{nsec}]$
 - ▶ 3σ matching cut @ PC3
 - ▶ 3σ matching cut @ EMC
 - ▶ $ecent > 0.1[\text{GeV}]$
 - ▶ EMC-west(all sectors)
- ▶ PID
 - ▶ pion: $Pi < 2\sigma$ && $K > 2\sigma$ && $P > 2\sigma$
 - ▶ kaon: $Pi > 2\sigma$ && $K < 2\sigma$ && $P > 2\sigma$
- ▶ Event mixing
 - ▶ Zvertex: 30[bins]
 - ▶ Centrality: 20[bins] (10[bins] for kaon)
 - ▶ Reaction plane by RxP: 30[bins] (20[bins] for kaon)