

RHIC-PHENIX実験における荷電ハドロン 楕円フローの系統的研究

下村 真弥 for the PHENIX Collaborations
University of Tsukuba



September 20, JPS 2008



Universidade de São Paulo, Instituto de Física, Caixa Postal 66318, São Paulo CEP05315-970, Brazil
 Institute of Physics, Academia Sinica, Taipei 11529, Taiwan
 China Institute of Atomic Energy (CIAE), Beijing, People's Republic of China
 Peking University, Beijing, People's Republic of China
 Charles University, Ovocnytrh 5, Praha 1, 116 36, Prague, Czech Republic
 Czech Technical University, Zikova 4, 166 36 Prague 6, Czech Republic
 Institute of Physics, Academy of Sciences of the Czech Republic, Na Slovance 2,
 182 21 Prague 8, Czech Republic

Helsinki Institute of Physics and University of Jyväskylä, P.O.Box 35, FI-40014 Jyväskylä, Finland
 Dapnia, CEA Saclay, F-91191, Gif-sur-Yvette, France

Laboratoire Leprince-Ringuet, Ecole Polytechnique, CNRS-IN2P3, Route de Saclay,
 F-91128, Palaiseau, France

Laboratoire de Physique Corpusculaire (LPC), Université Blaise Pascal, CNRS-IN2P3,
 Clermont-Fd, 63177 Aubiere Cedex, France

IPN-Orsay, Université Paris Sud, CNRS-IN2P3, BP1, F-91406, Orsay, France
 SUBATECH (Ecole des Mines de Nantes, CNRS-IN2P3, Université de Nantes)

BP 20722 - 44307, Nantes, France

Institut für Kernphysik, University of Münster, D-48149 Münster, Germany

Debrecen University, H-4010 Debrecen, Egyetem tér 1, Hungary

ELTE, Eötvös Loránd University, H - 1117 Budapest, Pázmány P. s. 1/A, Hungary

KFKI Research Institute for Particle and Nuclear Physics of the Hungarian Academy of Sciences (MTA KFKI RMKI),

H-1525 Budapest 114, POBox 49, Budapest, Hungary

Department of Physics, Banaras Hindu University, Varanasi 221005, India

Bhabha Atomic Research Centre, Bombay 400 085, India

Weizmann Institute, Rehovot 76100, Israel

Center for Nuclear Study, Graduate School of Science, University of Tokyo, 7-3-1 Hongo, Bunkyo,

Tokyo 113-0033, Japan

Hiroshima University, Kagamiyama, Higashi-Hiroshima 739-8526, Japan

KEK, High Energy Accelerator Research Organization, Tsukuba, Ibaraki 305-0801, Japan

Kyoto University, Kyoto 606-8502, Japan

Nagasaki Institute of Applied Science, Nagasaki-shi, Nagasaki 851-0193, Japan

RIKEN, The Institute of Physical and Chemical Research, Wako, Saitama 351-0198, Japan

Physics Department, Rikkyo University, 3-34-1 Nishi-Ikebukuro, Toshima, Tokyo 171-8501, Japan

Department of Physics, Tokyo Institute of Technology, Oh-okayama, Meguro, Tokyo 152-8551, Japan

Institute of Physics, University of Tsukuba, Tsukuba, Ibaraki 305, Japan

Waseda University, Advanced Research Institute for Science and Engineering, 17 Kikui-cho,

Shinjuku-ku, Tokyo 162-0044, Japan

Chonbuk National University, Jeonju, Korea

Ewha Womans University, Seoul 120-750, Korea

KAERI, Cyclotron Application Laboratory, Seoul, South Korea

Kangnung National University, Kangnung 210-702, South Korea

Korea University, Seoul, 136-701, Korea

Myongji University, Yongin, Kyonggido 449-728, Korea

System Electronics Laboratory, Seoul National University, Seoul, South Korea

Yonsei University, IPAP, Seoul 120-749, Korea

IHEP Protvino, State Research Center of Russian Federation, Institute for High Energy Physics,

Protvino, 142281, Russia

Joint Institute for Nuclear Research, 141980 Dubna, Moscow Region, Russia

Russian Research Center "Kurchatov Institute", Moscow, Russia

PNPI, Petersburg Nuclear Physics Institute, Gatchina, Leningrad region, 188300, Russia

Saint Petersburg State Polytechnic University, St. Petersburg, Russia

Skobel'syn Institute of Nuclear Physics, Lomonosov Moscow State University, Vorob'evy Gory,

Moscow 119992, Russia

Department of Physics, Lund University, Box 118, SE-221 00 Lund, Sweden



14 Countries; 69 Institutions



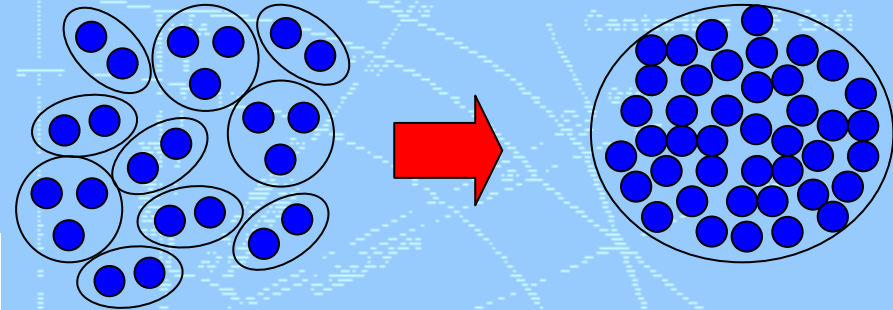
July 2007

Abilene Christian University, Abilene, TX 79699, U.S.
 Collider-Accelerator Department, Brookhaven National Laboratory, Upton, NY 11973-5000, U.S.
 Physics Department, Brookhaven National Laboratory, Upton, NY 11973-5000, U.S.
 University of California - Riverside, Riverside, CA 92521, U.S.
 University of Colorado, Boulder, CO 80309, U.S.
 Columbia University, New York, NY 10027 and Nevis Laboratories, Irvington, NY 10533, U.S.
 Florida Institute of Technology, Melbourne, FL 32901, U.S.
 Florida State University, Tallahassee, FL 32306, U.S.
 Georgia State University, Atlanta, GA 30303, U.S.
 University of Illinois at Urbana-Champaign, Urbana, IL 61801, U.S.
 Iowa State University, Ames, IA 50011, U.S.
 Lawrence Livermore National Laboratory, Livermore, CA 94550, U.S.
 Los Alamos National Laboratory, Los Alamos, NM 87545, U.S.
 University of Maryland, College Park, MD 20742, U.S.
 Department of Physics, University of Massachusetts, Amherst, MA 01003-9337, U.S.
 Muhlenberg College, Allentown, PA 18104-5586, U.S.
 University of New Mexico, Albuquerque, NM 87131, U.S.
 New Mexico State University, Las Cruces, NM 88003, U.S.
 Oak Ridge National Laboratory, Oak Ridge, TN 37831, U.S.
 RIKEN BNL Research Center, Brookhaven National Laboratory, Upton, NY 11973-5000, U.S.
 Chemistry Department, Stony Brook University, Stony Brook, SUNY, NY 11794-3400, U.S.
 Department of Physics and Astronomy, Stony Brook University, SUNY, Stony Brook, NY 11794, U.S.
 University of Tennessee, Knoxville, TN 37996, U.S.
 Vanderbilt University, Nashville, TN 37235, U.S.

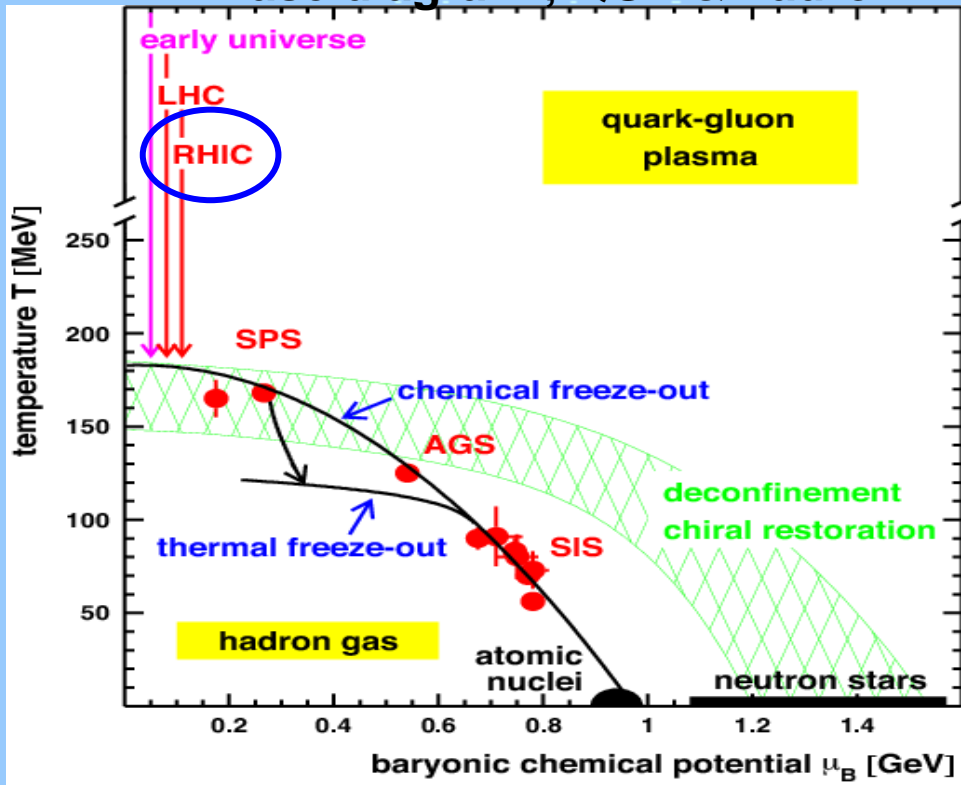
Contents

- Introduction
 - QGP
 - RHIC-PHENIX
 - Elliptic Flow (v_2)
 - Motivation
- Results
 - Energy dependence
 - System size dependence
 - Universal v_2
- Conclusion

Quark Gluon Plasma (QGP)



Phase diagram ; QGP & hadron



- Prediction from Lattice QCD

$T \sim 170 \text{ MeV}$

$\sim 1.0 \text{ GeV/fm}^3$

Quarks become de-confined

Phase transition to QGP

* Normal Nucleus: $\sim 0.2 \text{ GeV/fm}^3$

- High energy nuclear collision

Au+Au $\sqrt{s} = 200 \text{ GeV}$

– RHIC : $5 \sim 15 \text{ GeV/fm}^3$

Relativistic Heavy Ion Collider (RHIC)

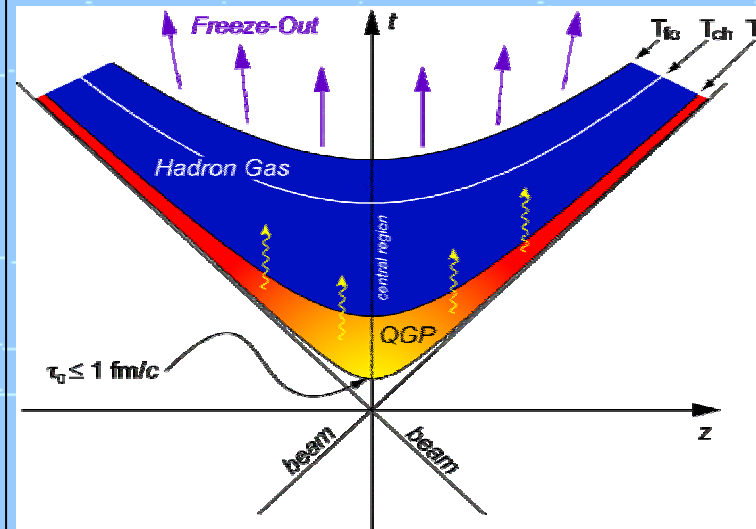


PHENIX Experiment



- Brookhaven National Laboratory
- First relativistic heavy ion collider in the world
- Circumference 3.83 km, 2 rings
- Collision species (Au+Au, Cu+Cu, d+Au, p+p)
- Energy (A+A); up to 100 GeV/nucleon
- PHENIX is the one of the main experiment group

Time-evolution after collision

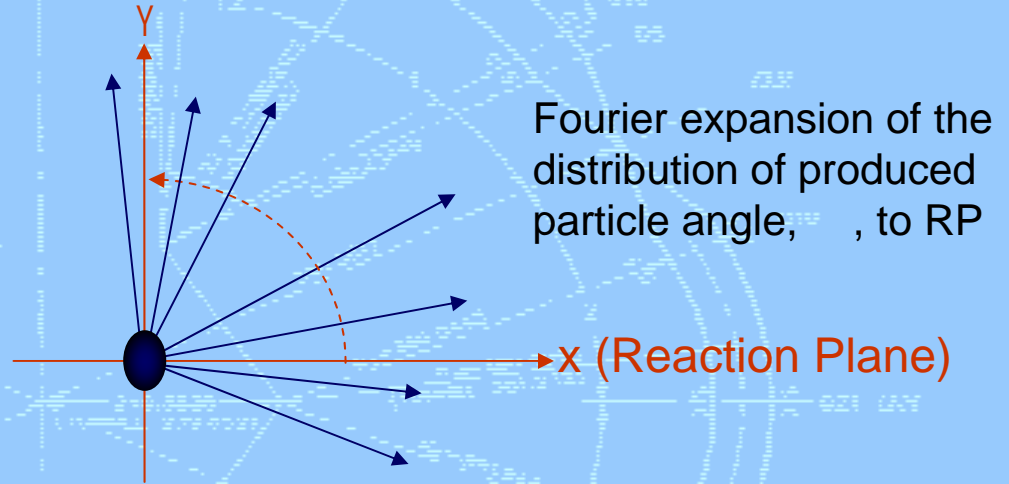

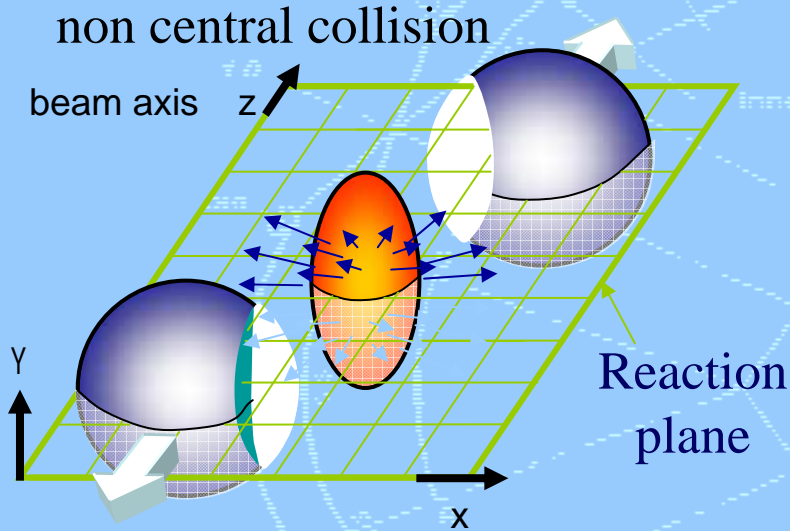


Thermal freezeout
Chemical freezeout
hadronization
QGP
 thermal equilibrium
collision

Elliptic Flow (v_2)

v_2 is the strength of the elliptic anisotropy of produced particles.

A sensitive probe for studying properties of the hot dense matter made by heavy ion collisions.



$$\frac{dN}{d\varphi} = n \left\{ 1 + \underline{2V_2} \cos [2(\varphi - \Phi_{RP})] \right\}$$

v_2 is the coefficient of the second term
 \rightarrow indicates ellipticity

If yield is (x direction) > (y direction), $v_2 > 0$.

The initial geometrical anisotropy is transferred by the pressure gradients into a momentum space anisotropy \rightarrow the measured v_2 reflects the dense matter produced in the collisions.

Motivation

From the results at Au+Au in 200GeV

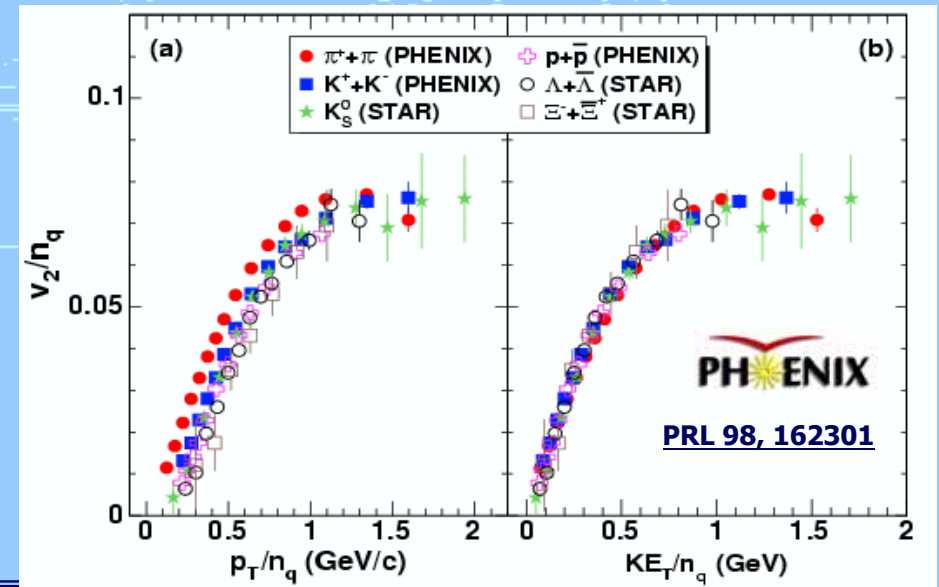
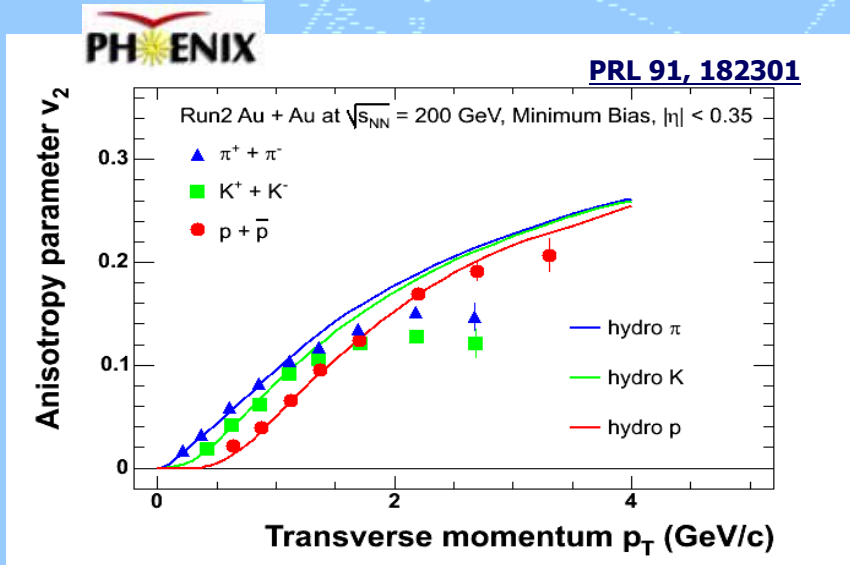
v_2 at low p_T ($< \sim 2$ GeV/c)

can be explained by a **hydro-dynamical model**

v_2 at mid p_T ($< 4 \sim 6$ GeV/c)

is consistent with recombination model

The results are consistent with Quark number + KE_T scaling.



How about other systems and energies !?

$$KE_T = m_T - m_0$$

Results

- Energy dependence
- System size dependence
 - Eccentricity scaling
- Universal v_2
 - Quark number + K_{ET} scaling
 - Universal scaling

<words>

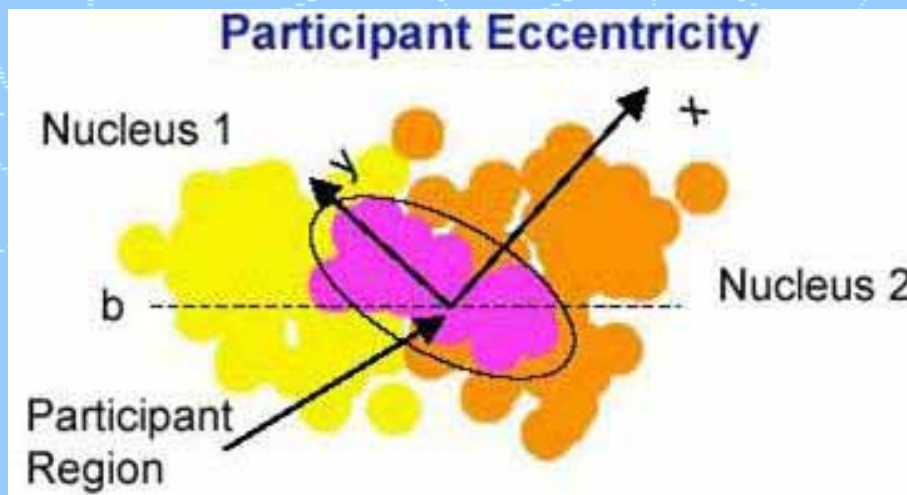
N_{part} --- Number of nucleons participating the collision

N_{coll} --- Number of binary collisions

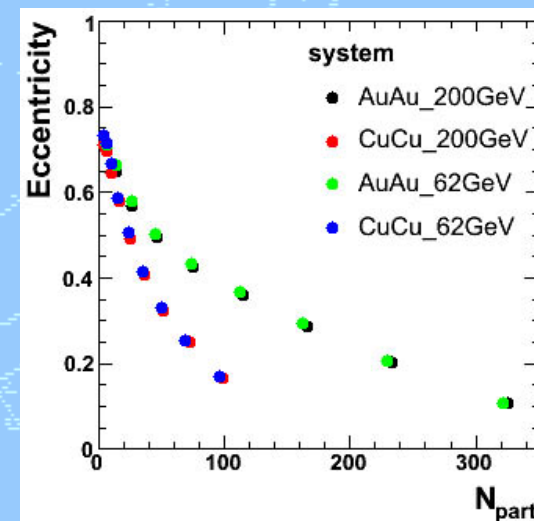
eccentricity(ϵ) --- geometrical eccentricity of participant nucleons

$$\epsilon = \frac{\langle y^2 \rangle - \langle x^2 \rangle}{\langle y^2 \rangle + \langle x^2 \rangle}$$


- Nucleus formed by wood-Saxon shape
- Monte-Carlo simulation with Glauber model
- Participant eccentricity which is calculated with long and short axis determined by distribution of participants at each collision.



ϵ vs. N_{part}



Comparison Table

	Energy	Particle species	System (CuCu, AuAu)	Size Centrality
scaling		$n_q + K_{ET}$		
AuAu 200				
AuAu 62				
CuCu 200				
CuCu 62				

-  Already known
-  Is going to check next

Comparison Table

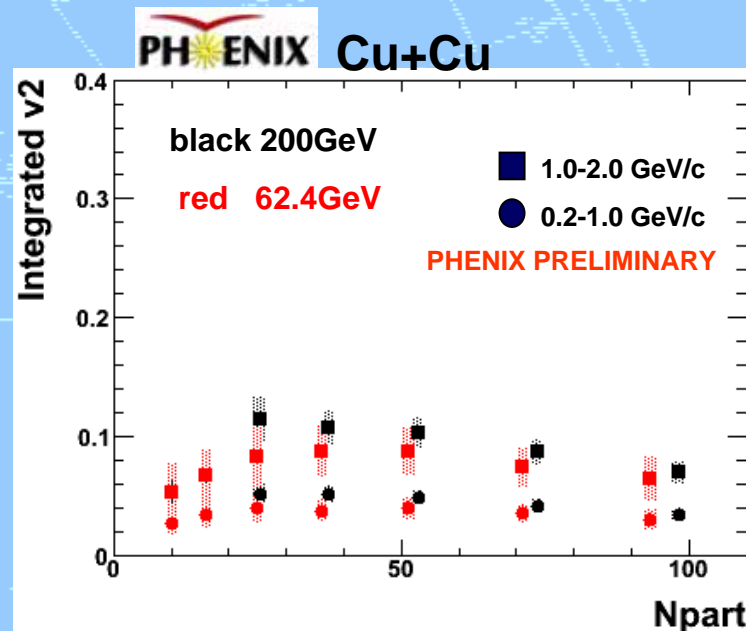
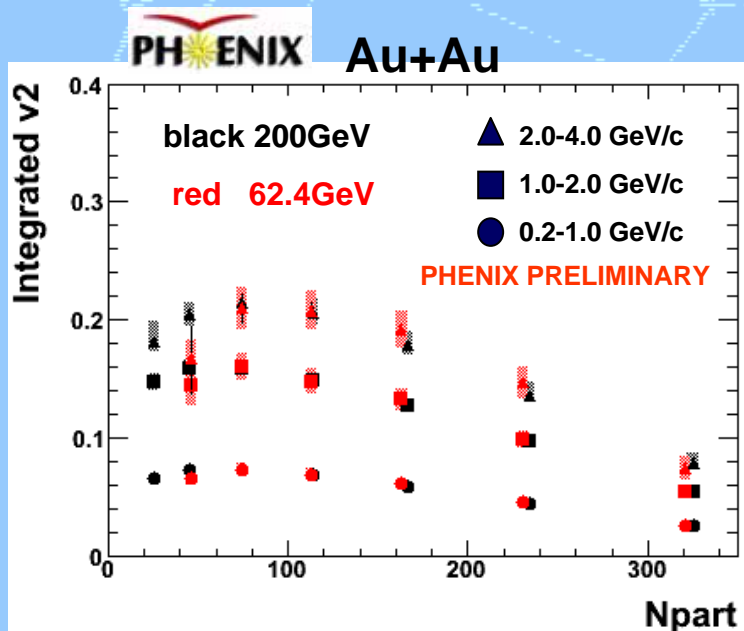
	Energy	Particle species	System (CuCu, AuAu)	Size Centrality
scaling		$n_q + K_{ET}$		
AuAu 200	●	●		
AuAu 62				
CuCu 200	●			
CuCu 62				

- Already known
- Is going to check next

Energy dependence

Comparison of
 $\sqrt{s} = 62.4$ and 200 GeV

- dependence of centrality (Npart)
- compare the results in Cu + Cu which is smaller collision size than Au+Au
- comparison of PID hadrons. pi/K/p → next page



v_2 of 200GeV and 62GeV are consistent

Energy dependence

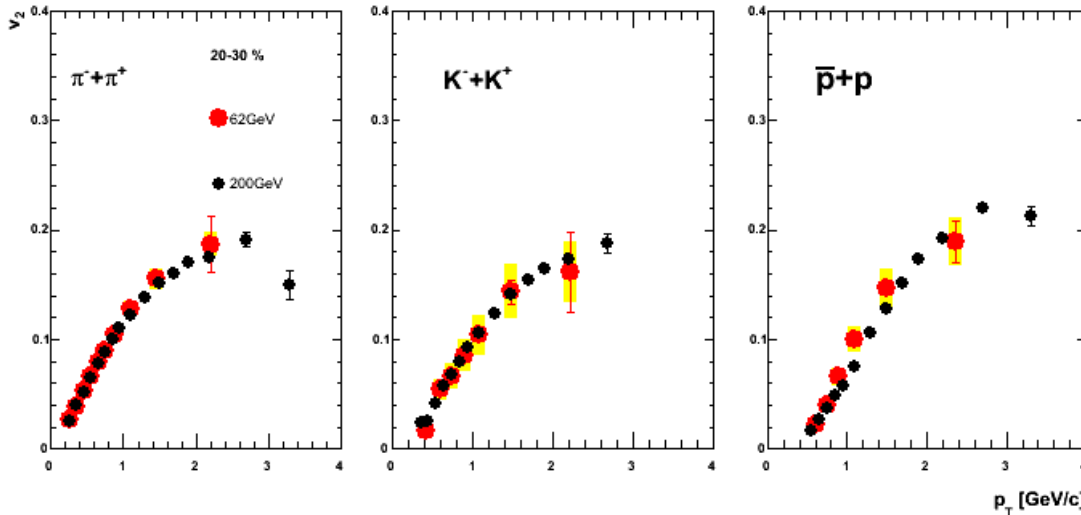
- identified hadrons ($\pi/K/p$)
- p_T dependence

Mean p_T

PHENIX

Au+Au v_2 vs. p_T

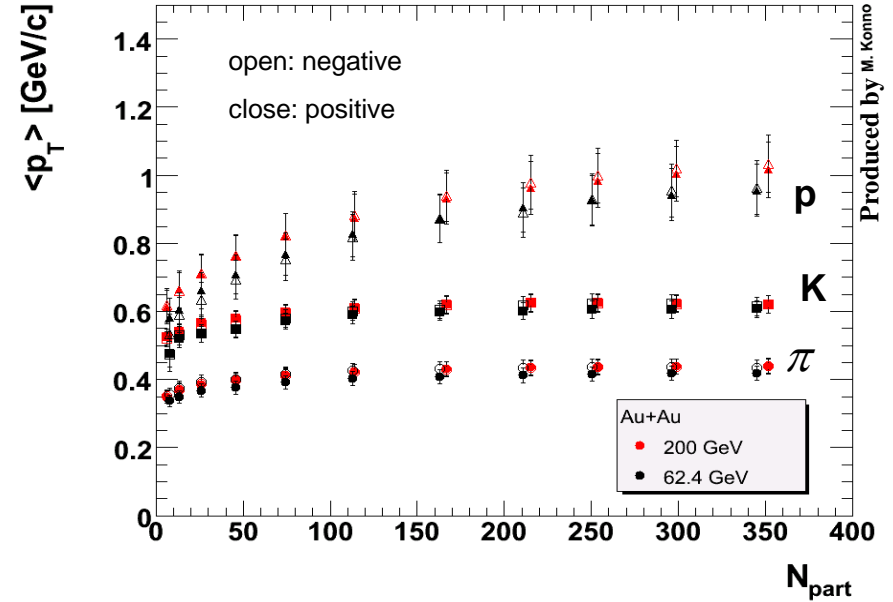
PHENIX PRELIMINARY



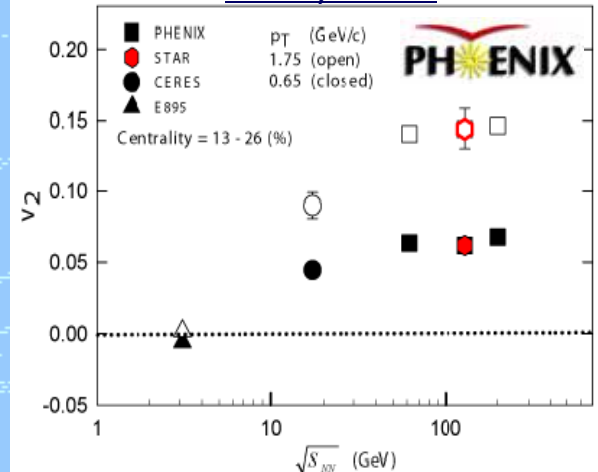
$\langle p_T \rangle$ of 62.4 GeV and 200 GeV are consistent within errors on $\pi/K/p$.
Therefore v_2 agree at any p_T region in figures.

v_2 of $\sqrt{s} = 17\text{GeV}$ (SPS) decreases to about 50% of RHIC energies.
Higher collision energy has larger v_2 up to RHIC energy.
Above 62.4 GeV, v_2 is saturated.

→ indicate the matter reached thermal equilibrium state at RHIC



PRL 94, 232302
















System Size Dependence

- **Eccentricity Scaling**

What can change the size of collision system.

- Species of collision nucleus (Au+Au ,Cu+Cu)
- Centrality

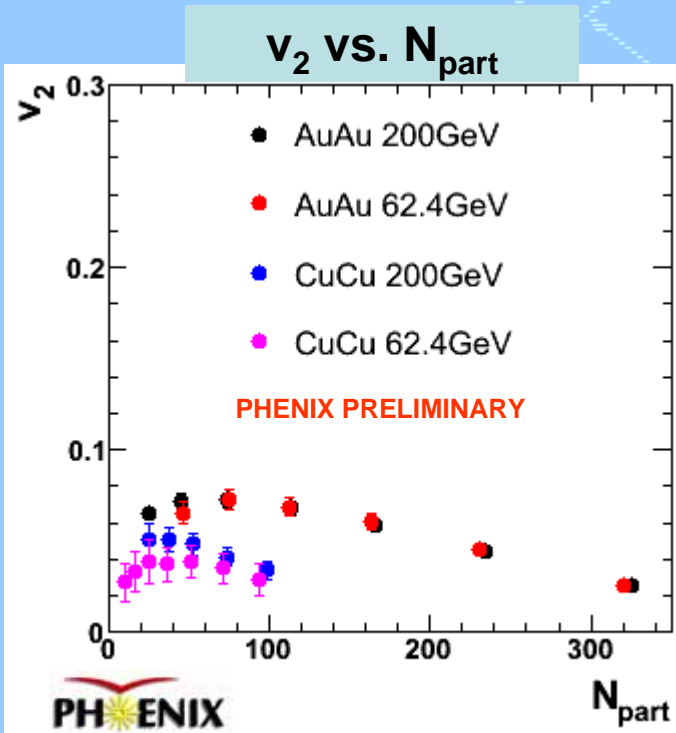
Comparison Table

	Energy	Particle species	System (CuCu, AuAu)	Size Centrality
scaling	no change	$n_q + K_{ET}$		
AuAu 200				
AuAu 62				
CuCu 200				
CuCu 62				

-  Already known
-  Is going to check next
-  checked

System size dependence

Compare v_2 normalized by eccentricity (ϵ) in the collisions of different size.

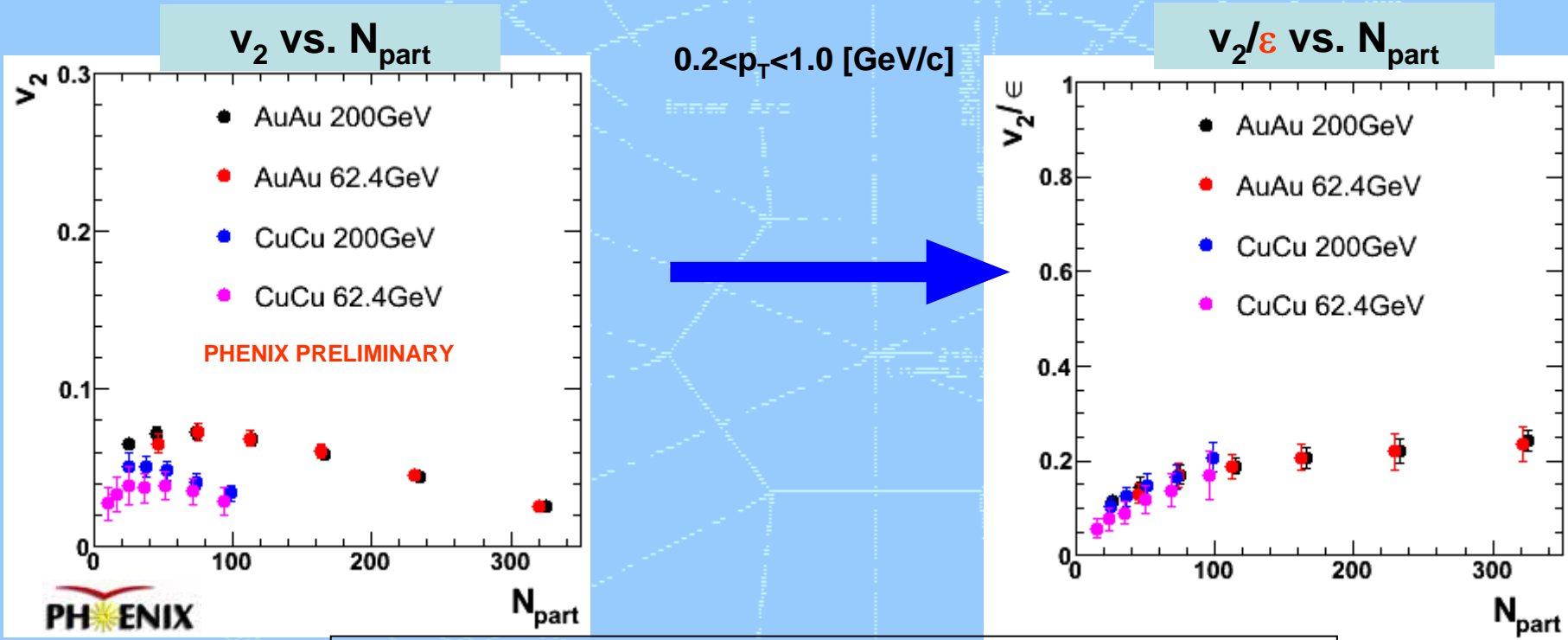


$0.2 < p_T < 1.0$ [GeV/c]



System size dependence

Compare v_2 normalized by eccentricity (ϵ) in the collisions of different size.

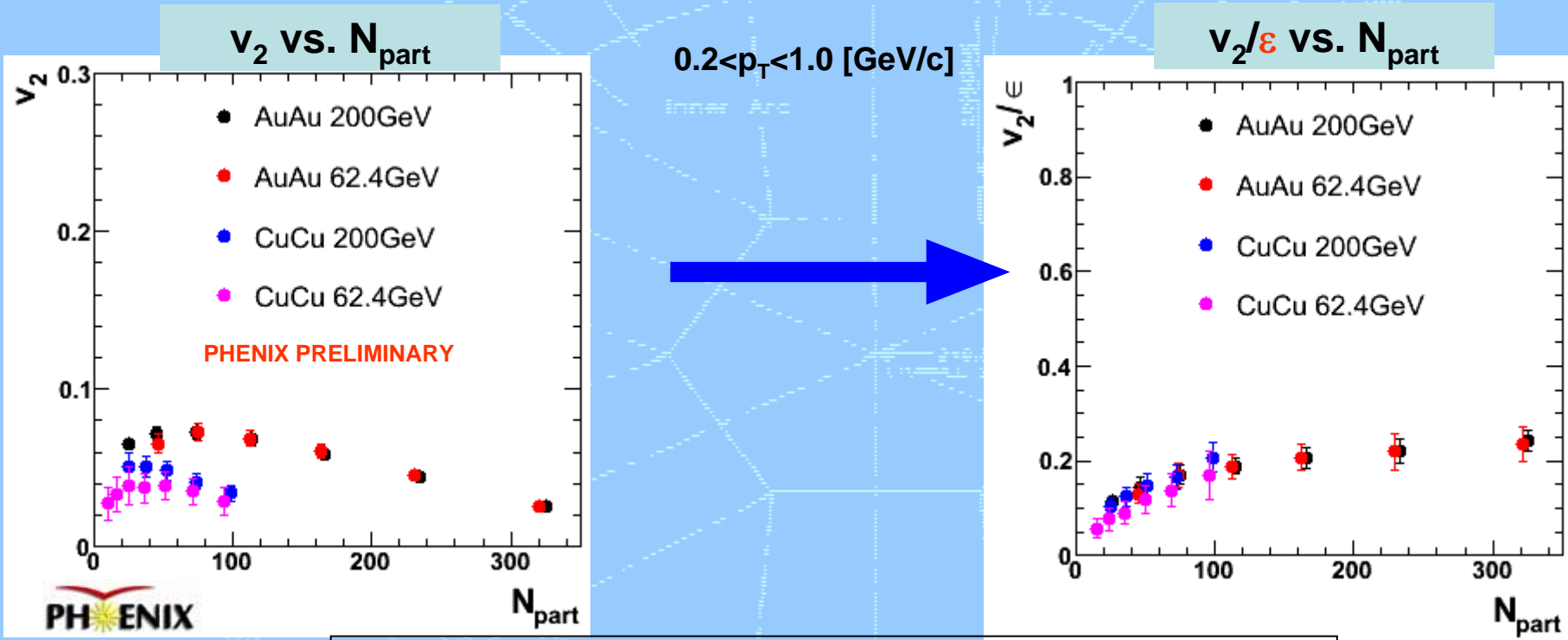


$$v_2/\epsilon (\text{Au+Au}) = v_2/\epsilon (\text{Cu+Cu}) !$$

Systematic errors from eccentricity is not included here.

System size dependence

Compare v_2 normalized by eccentricity (ϵ) in the collisions of different size.



$$v_2/\epsilon (\text{Au+Au}) = v_2/\epsilon (\text{Cu+Cu}) !$$

but v_2/ϵ is not constant and it shades depending on N_{part} .

Systematic errors from eccentricity is not included here.

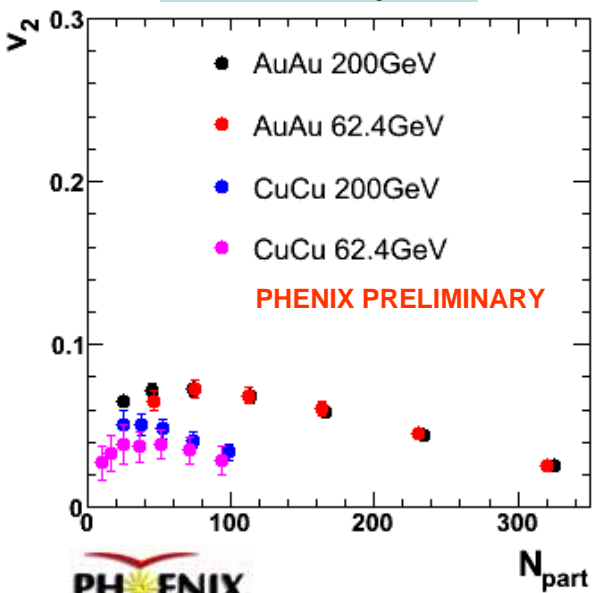
**→ v_2 can be normalized by ϵ at same N_{part} ,
but ϵ is not enough to determine v_2 .**

System size dependence

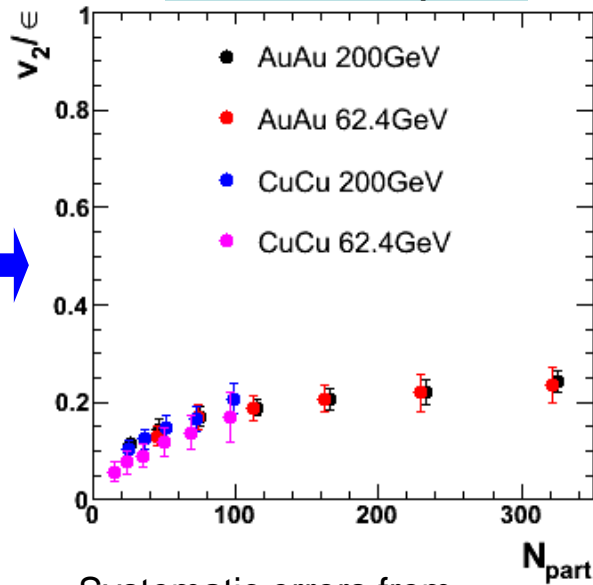
$0.2 < p_T < 1.0$ [GeV/c]

Dividing by $N_{part}^{1/3}$

v_2 vs. N_{part}

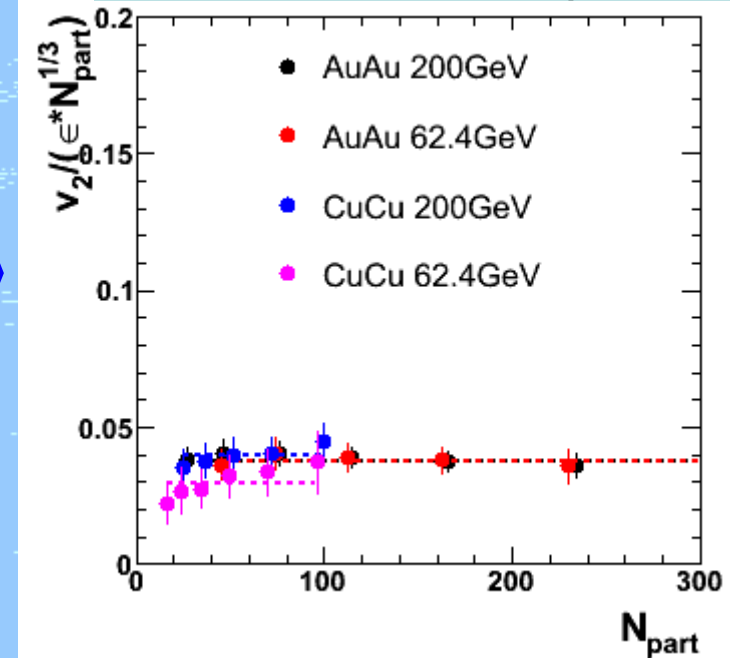


v_2/ϵ vs. N_{part}



Systematic errors from eccentricity is not included here.

$v_2/\epsilon/N_{part}^{1/3}$ vs. N_{part}



v_2/ϵ (Au+Au) = v_2/ϵ (Cu+Cu)
 v_2/ϵ is scaled by $N_{part}^{1/3}$ and not dependent on the collision system.

System size dependence

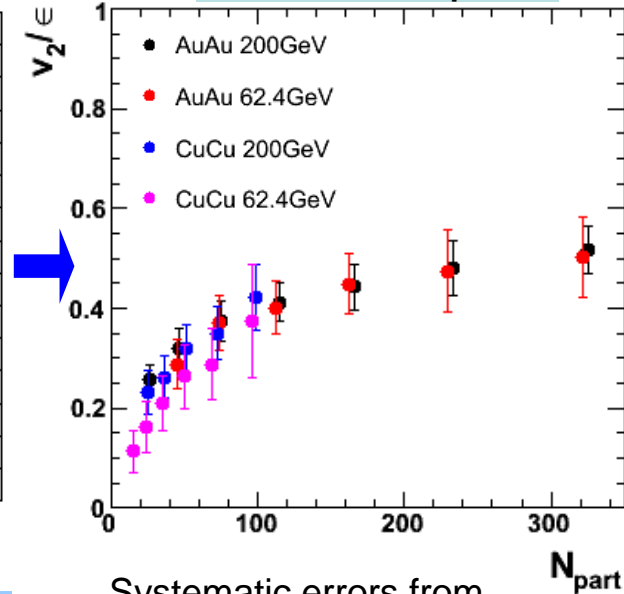
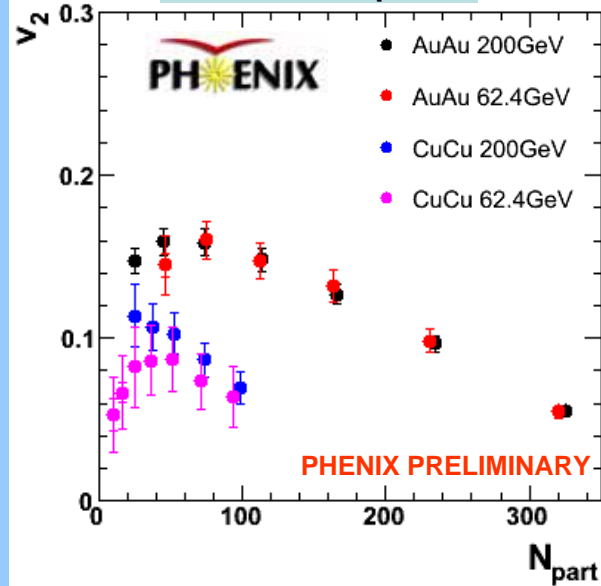
$1.0 < p_T < 2.0$ [GeV/c]

Dividing by $N_{part}^{1/3}$

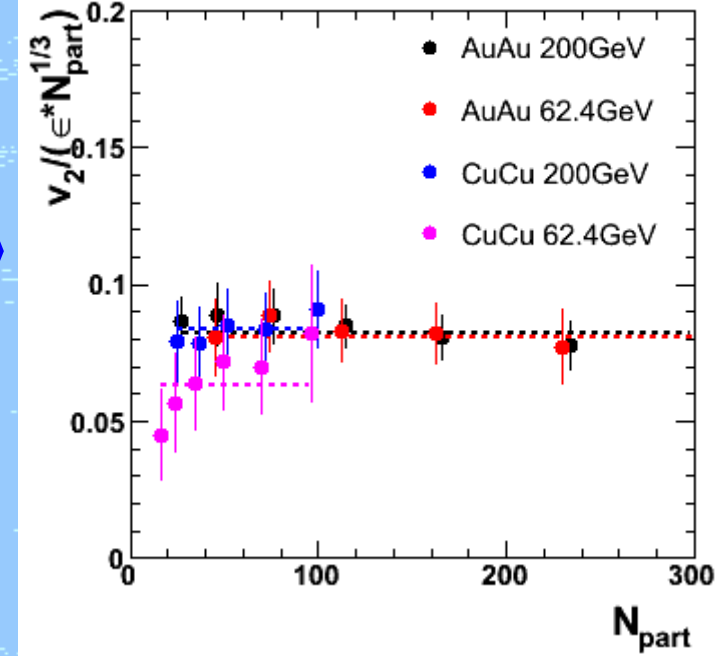
v_2 vs. N_{part}

v_2/ϵ vs. N_{part}

$v_2/\epsilon/N_{part}^{1/3}$ vs. N_{part}



Systematic errors from eccentricity is not included here.



$v_2/\text{eccentricity}$ is scaled by $N_{part}^{1/3}$ and not dependent on the collision system.

System size dependence

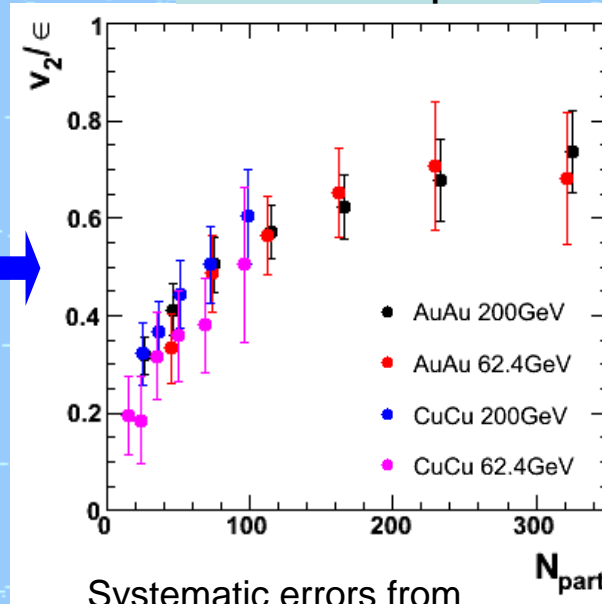
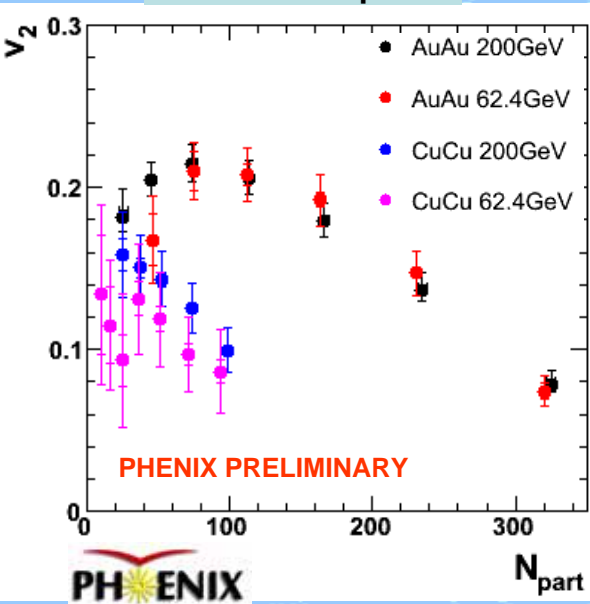
2.0 p_T <math>< 4.0</math> [GeV/c]

Dividing by $N_{part}^{1/3}$

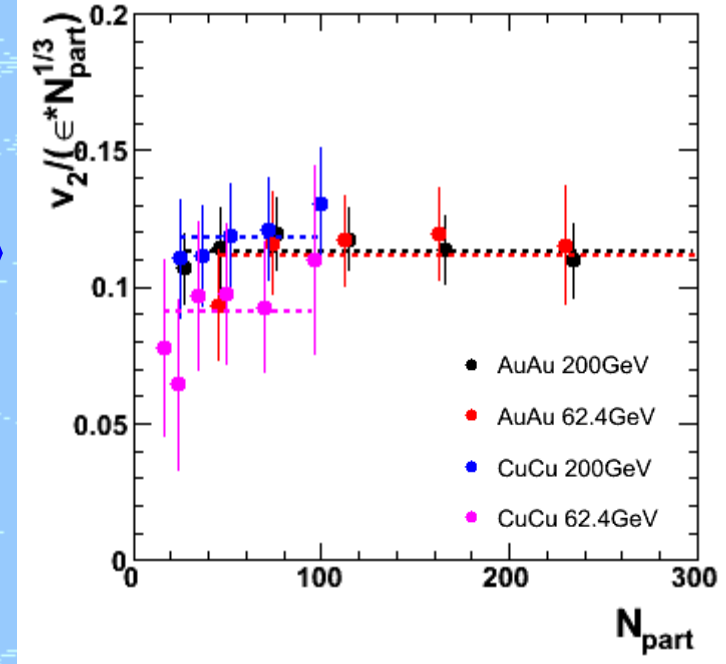
v_2 vs. N_{part}

v_2/ϵ vs. N_{part}

$v_2/\epsilon/N_{part}^{1/3}$ vs. N_{part}
















Systematic errors from eccentricity is not included here.



$v_2/\text{eccentricity}$ is scaled by $N_{part}^{1/3}$ and not dependent on the collision system.

Comparison Table

	Energy	Particle species	System (CuCu, AuAu)	Size Centrality
scaling	no change	$n_q + K_{ET}$	eccentricity	$N_{part}^{-1/3}$
AuAu 200				
AuAu 62				
CuCu 200				
CuCu 62				














-  Already known
-  Is going to check next
-  checked



Universal v_2

- Quark number + K_{ET} scaling
- Universal Scaling

Comparison Table

	Energy	Particle species	System (CuCu, AuAu)	Size Centrality
scaling	no change	$n_q + K_{ET}$	eccentricity	$N_{part}^{-1/3}$
AuAu 200				
AuAu 62				
CuCu 200				
CuCu 62				

 Already known

 Is going to check next

 checked

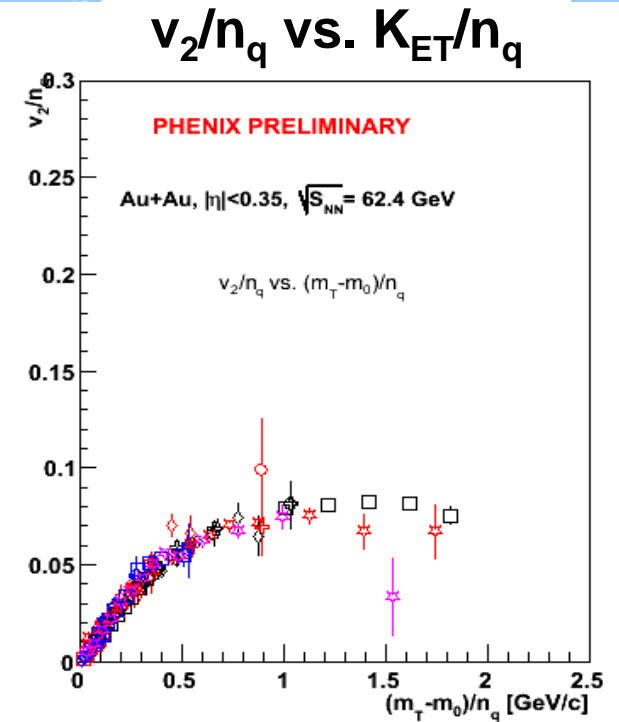
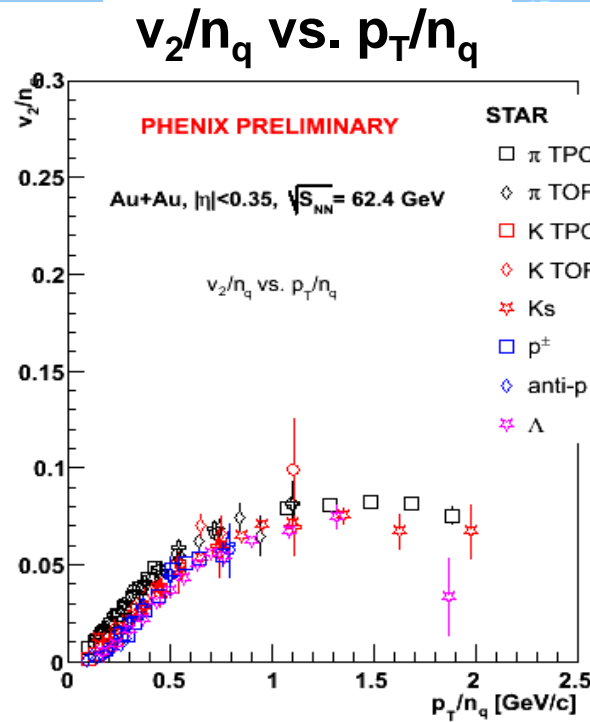
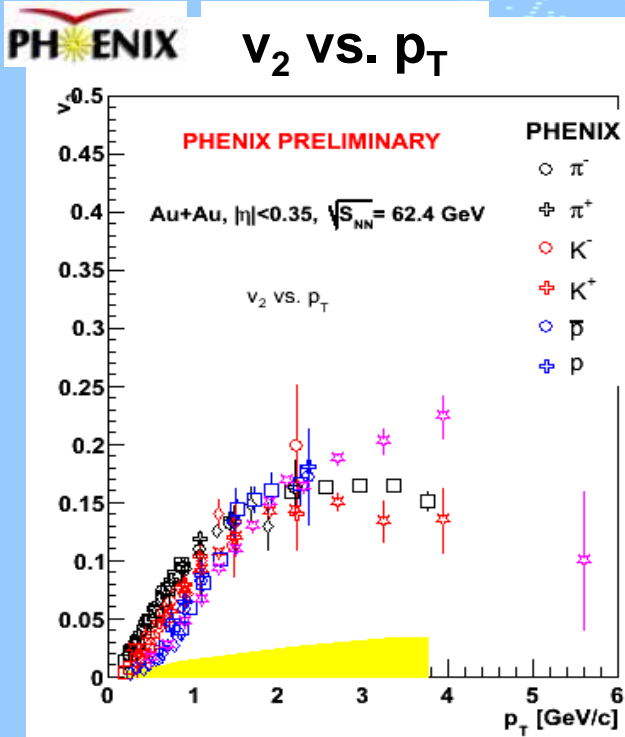
Quark number + K_{ET} scaling (AuAu 62.4 GeV)

PHENIX: Error bars include both statistical and systematic errors.

STAR: Error bars include statistical errors. Yellow band indicates systematic errors.

Centrality 10-40 %

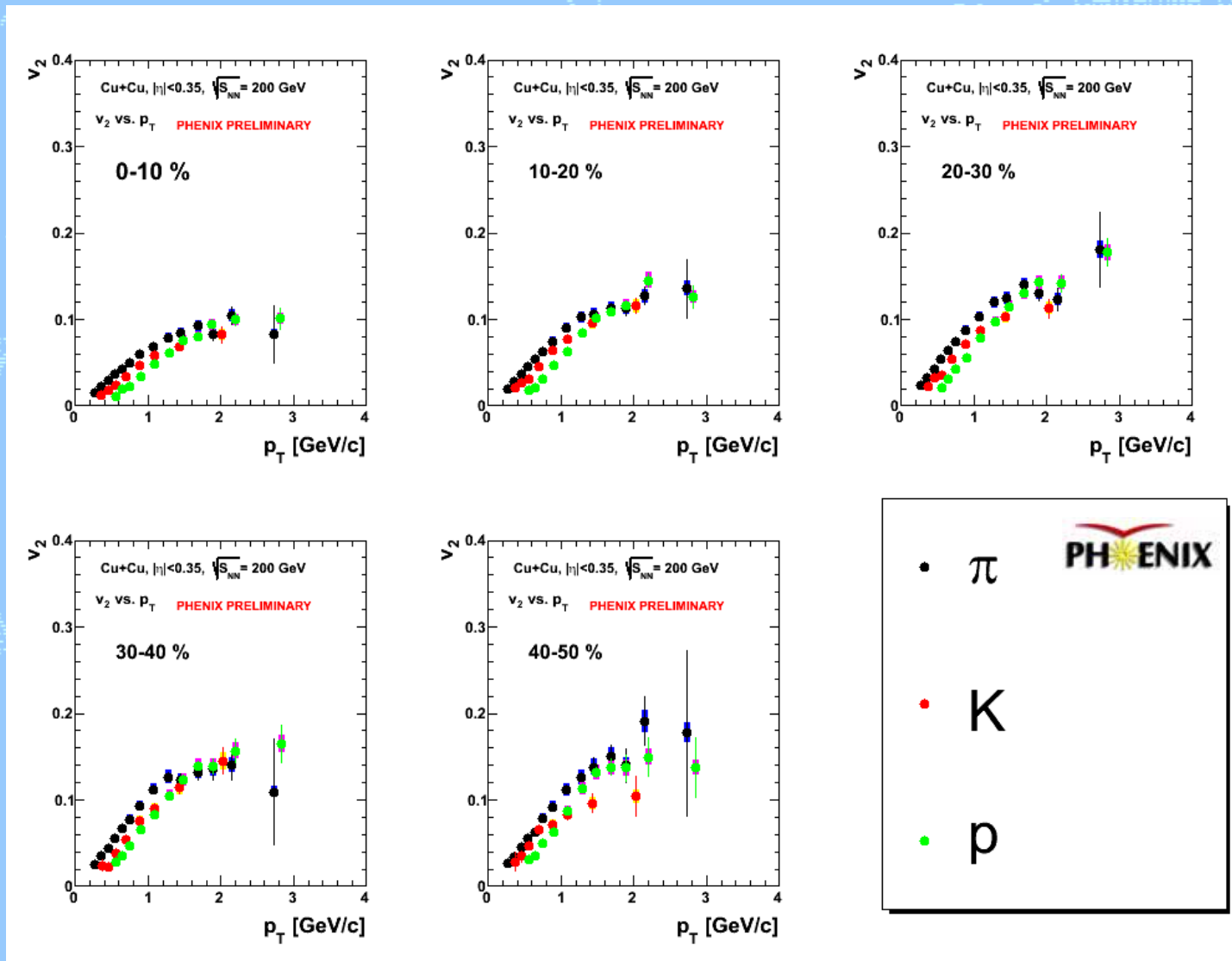
Star results : Phys. Rev. C 75



quark number + K_{ET} scaling is OK at 62.4 GeV, too!

$v_2(p_T)/n_{quark}$ vs. K_{ET}/n_{quark} is the universal curve independent on particle species.

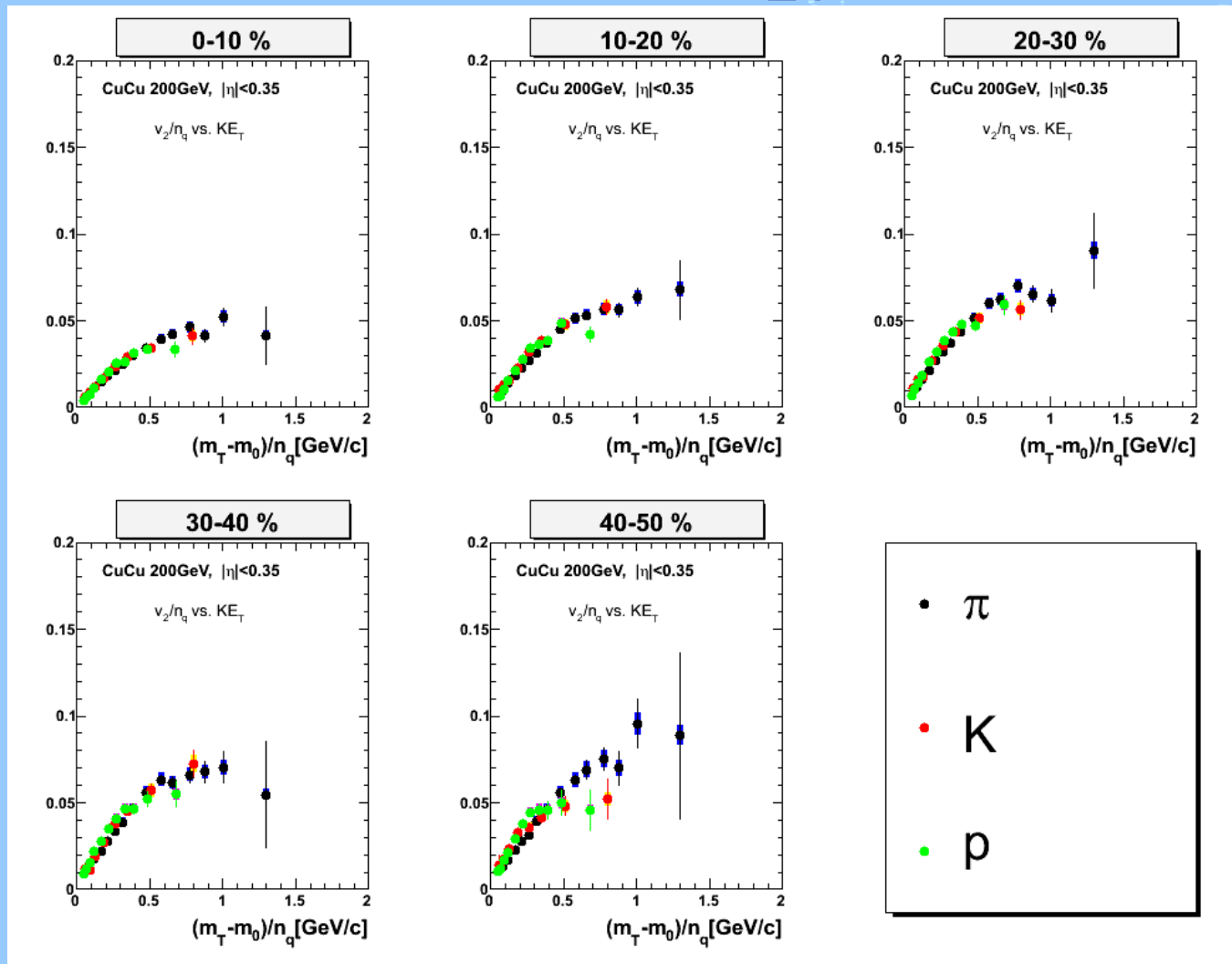
v_2 vs. p_T at Cu+Cu in 200GeV collision



Centrality dependence of PID v_2 vs. p_T for Cu+Cu 200GeV is measured.

Quark number + K_{ET} scaling

Cu+Cu $\sqrt{s} = 200\text{GeV}$
















At all centrality, (between 0- 50 %) v_2 of $\pi/K/p$ is consistent to quark number + K_{ET} scaling.

quark number + K_{ET} scaling seems to works out at Cu+Cu 200GeV.

Summary of Scaling

- Collision energy → no change
- Eccentricity of participants → eccentricity scaling
- Particle species → $n_q + K_{ET}$ scaling
- Number of participants → $N_{part}^{1/3}$ scaling

Comparison Table

	Energy	Particle species	System (CuCu, AuAu)	Size Centrality
scaling	no change	$n_q + K_{ET}$	eccentricity	$N_{part}^{-1/3}$
AuAu 200				
AuAu 62				
CuCu 200				
CuCu 62				

 Already known

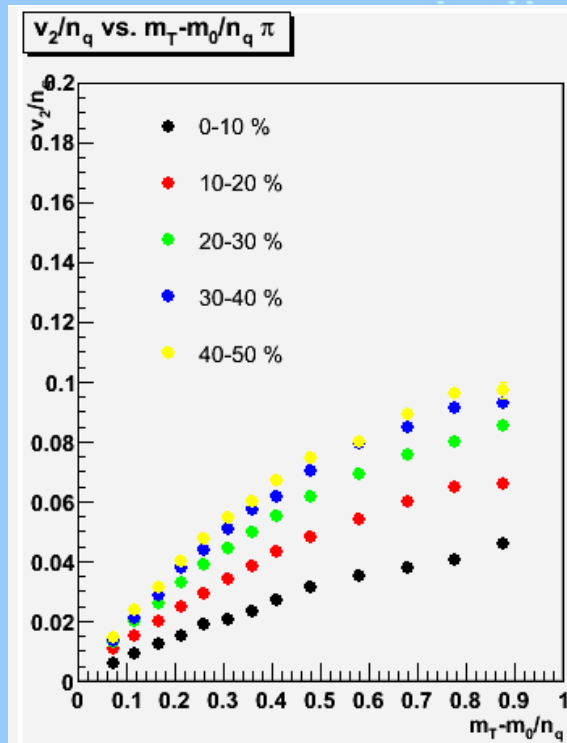
 Is going to check next

 checked

Universal Scaling

ex. Au+Au 200GeV π

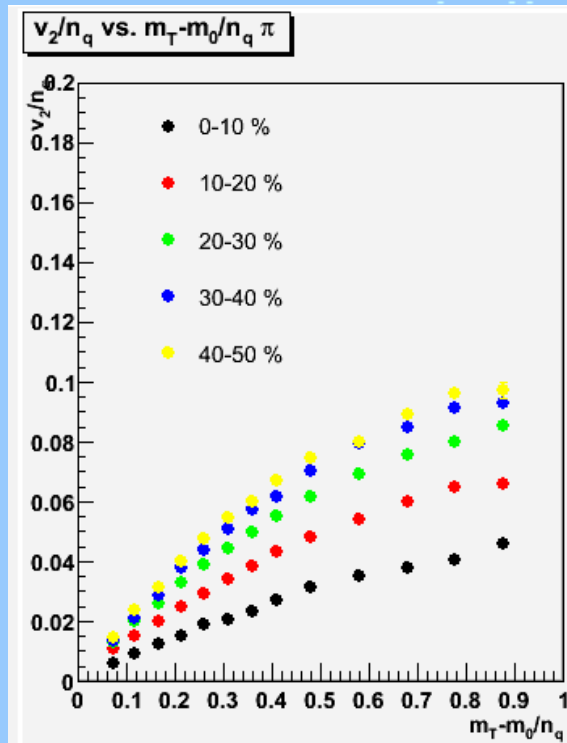
quark number + K_{ET} scaling.



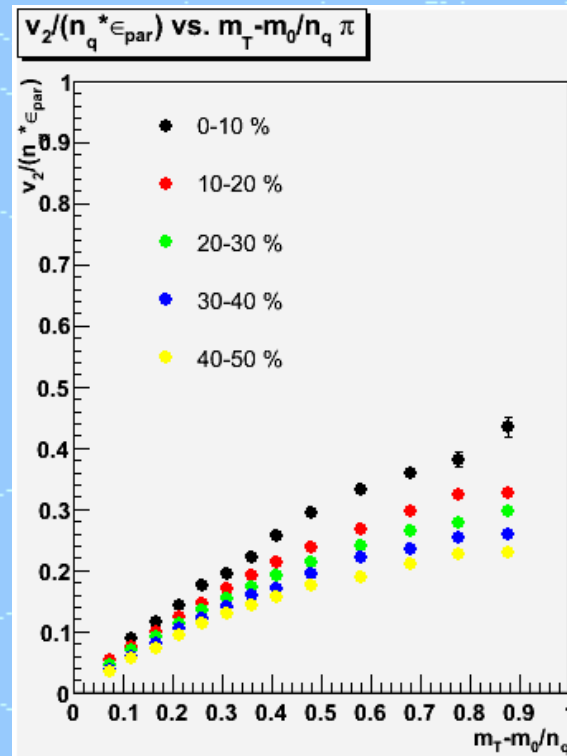
Universal Scaling

ex. Au+Au 200GeV π

quark number + K_{ET} scaling.



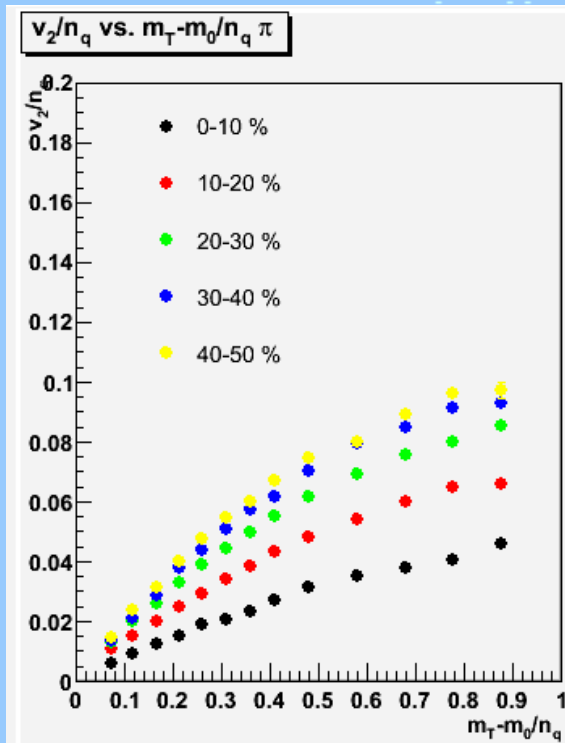
+ eccentricity scaling



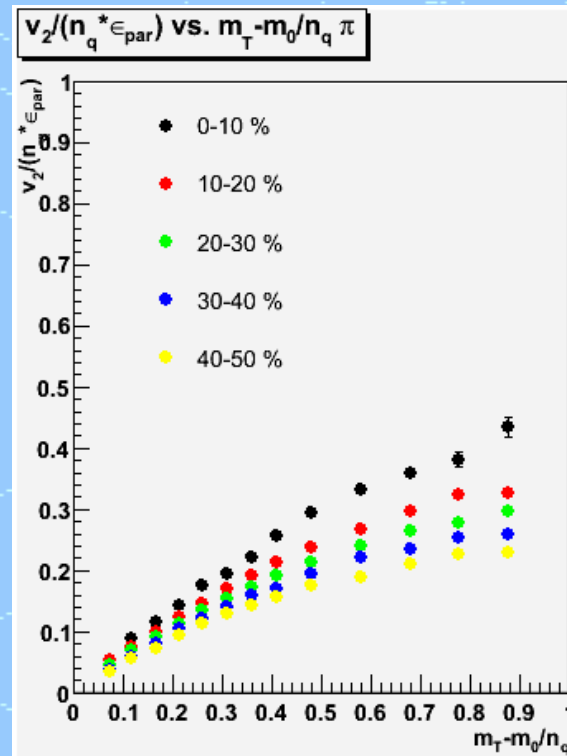
Universal Scaling

ex. Au+Au 200GeV π

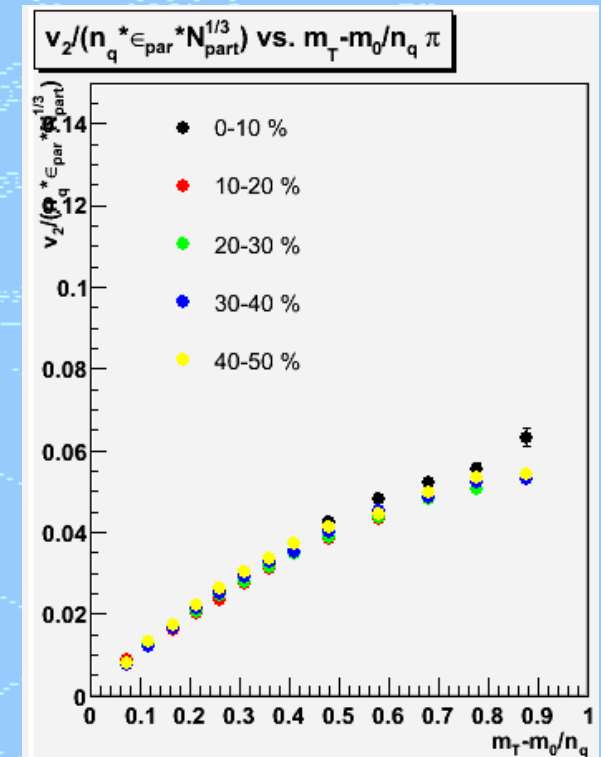
quark number + K_{ET} scaling.



+ eccentricity scaling

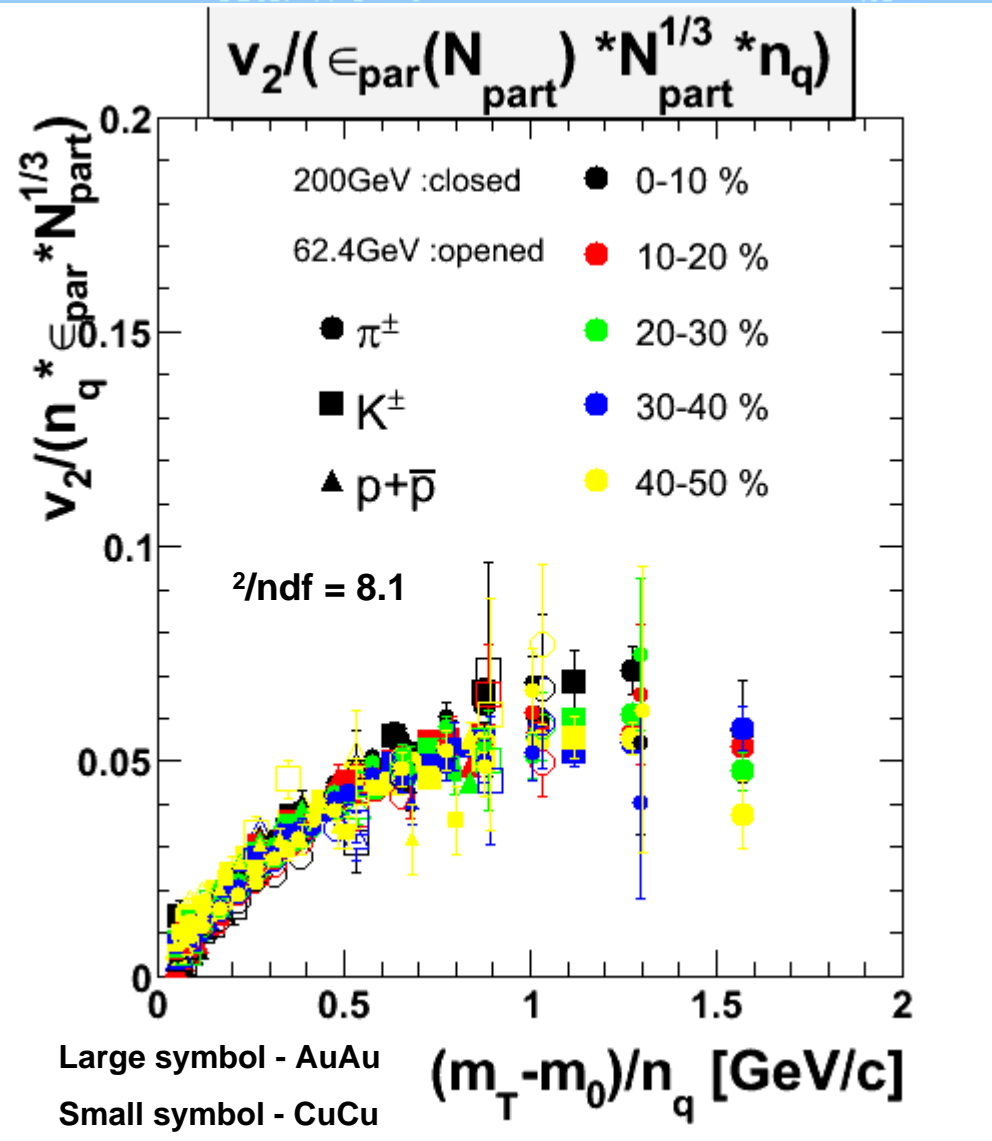


+ $N_{part}^{1/3}$ scaling



$v_2(K_{ET}/n_q)/n_q/\epsilon_{par}/N_{part}^{1/3}$ is consistent at 0-50% centralities.

Universal Scaling



- ◆ Different System (Au+Au, Cu+Cu)
- ◆ Different Energy (200GeV - 62.4GeV)
- ◆ Different Centrality (0-50%)
- ◆ Different particles (π / K / p)

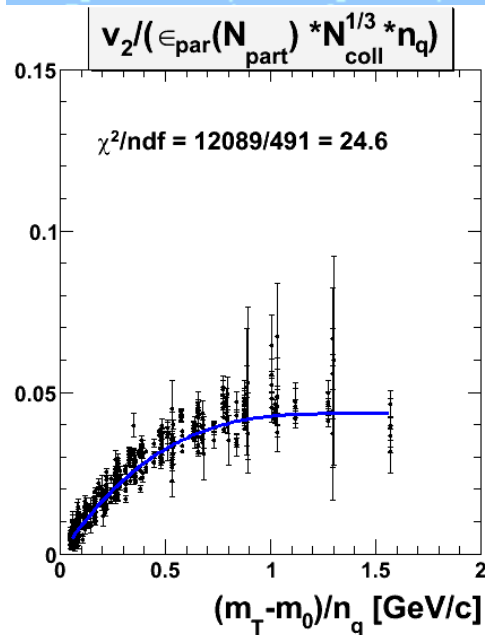
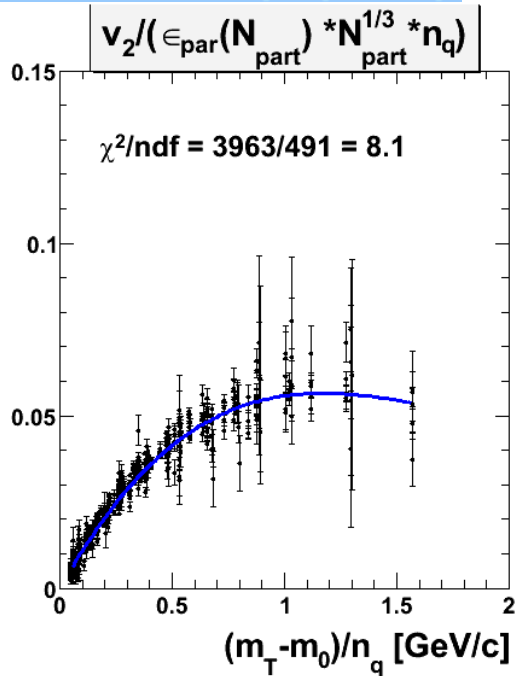
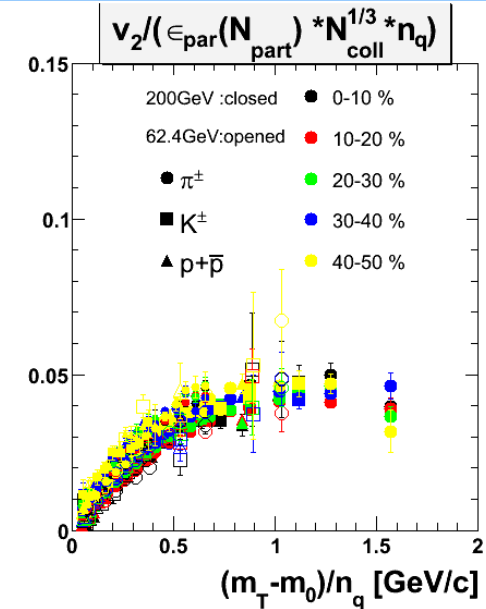
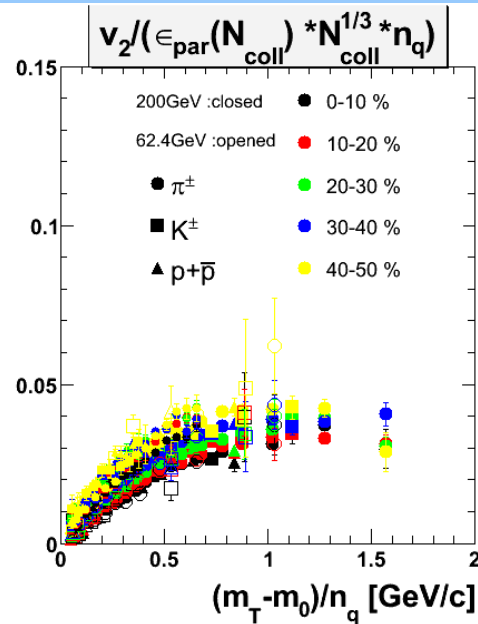
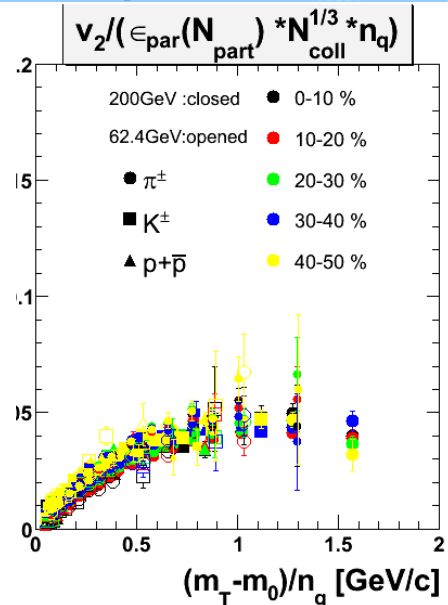
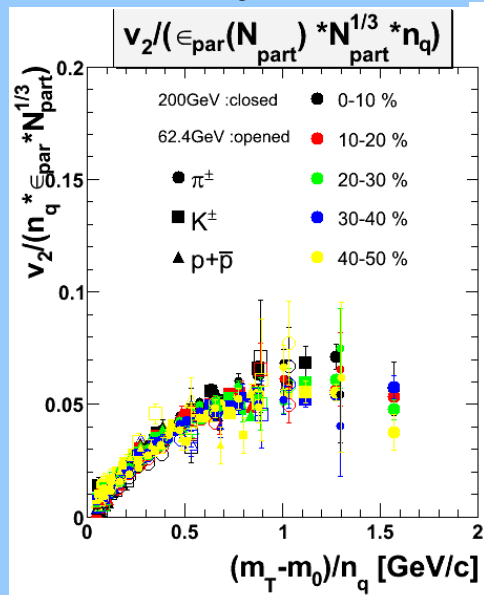
$$\frac{v_2(K_{ET} / n_q)}{n_q \times \epsilon \times N_{part}^{1/3}}$$

Universal Curve !!

Conclusion

- v_2 were measured at 4 systems.
 - (Au+Au, Cu+Cu) x (62.4GeV, 200GeV)
- Same $v_2(p_T)$ are obtained in different collision energies ($\sqrt{s} = 62.4 - 200\text{GeV}$)
- $v_2(p_T)$ of various hadron species are scaled by quark number + K_{ET} scaling at these three systems. (no results for Cu+Cu 62.4GeV)
- $v_2(N_{part})$ scaled by participant Eccentricity are consistent between Au+Au and Cu+Cu collisions
- $v_2(p_T) / \epsilon_{par}$ are scaled by $N_{part}^{1/3}$.
- $v_2(K_{ET}/n_q)/n_q/\epsilon_{par}/N_{part}^{1/3}$ has **Universal Curve**.
 - This indicates v_2 are determined by the initial geometrical anisotropy and its time evolution effect depending on the initial volume.

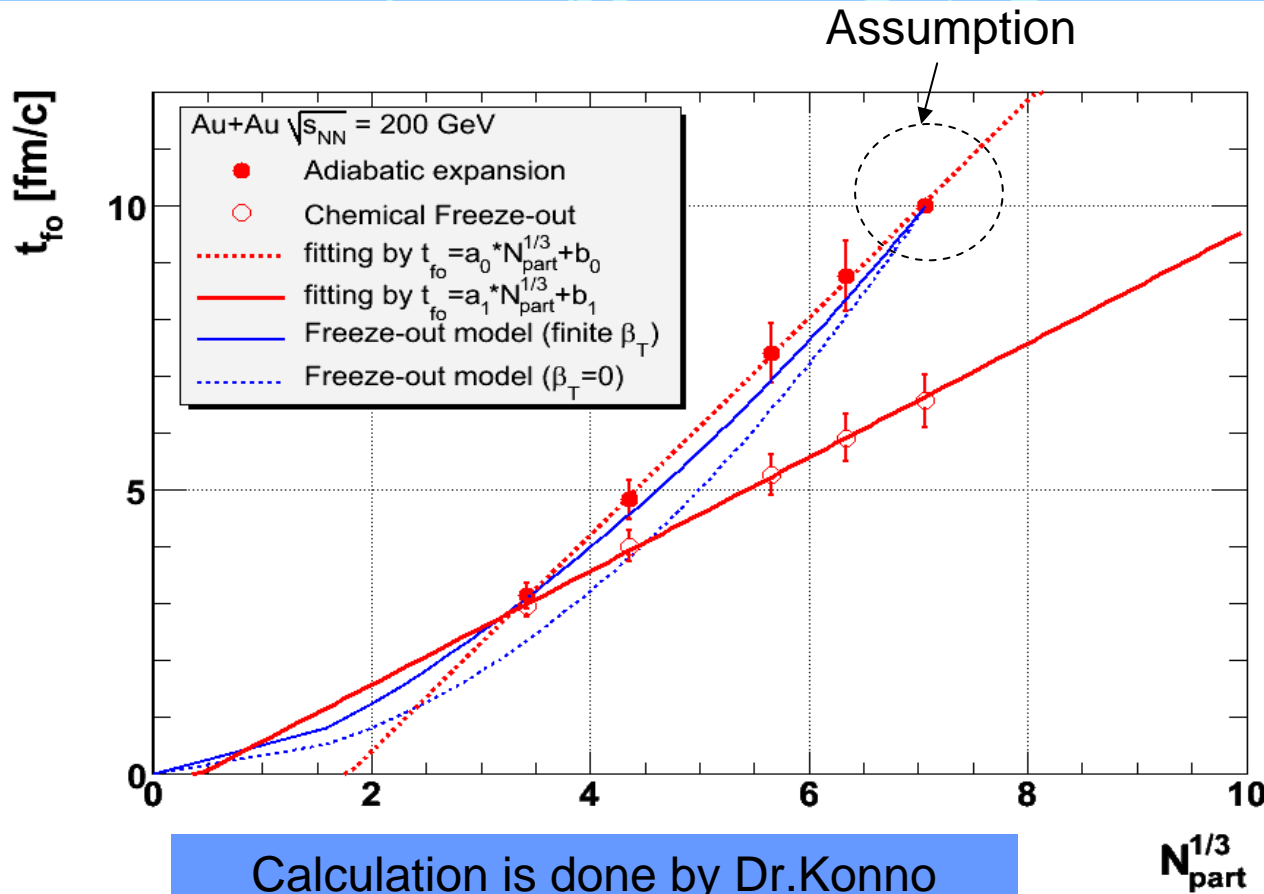
3 systems comparison



Various scalings.
Eccentricity of N_{part} and $N_{\text{part}}^{1/3}$ looks best.

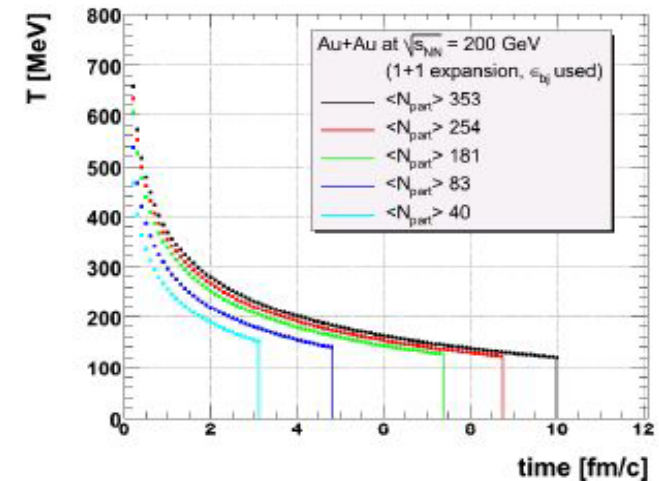
Back Up

Calculation by simple expansion model



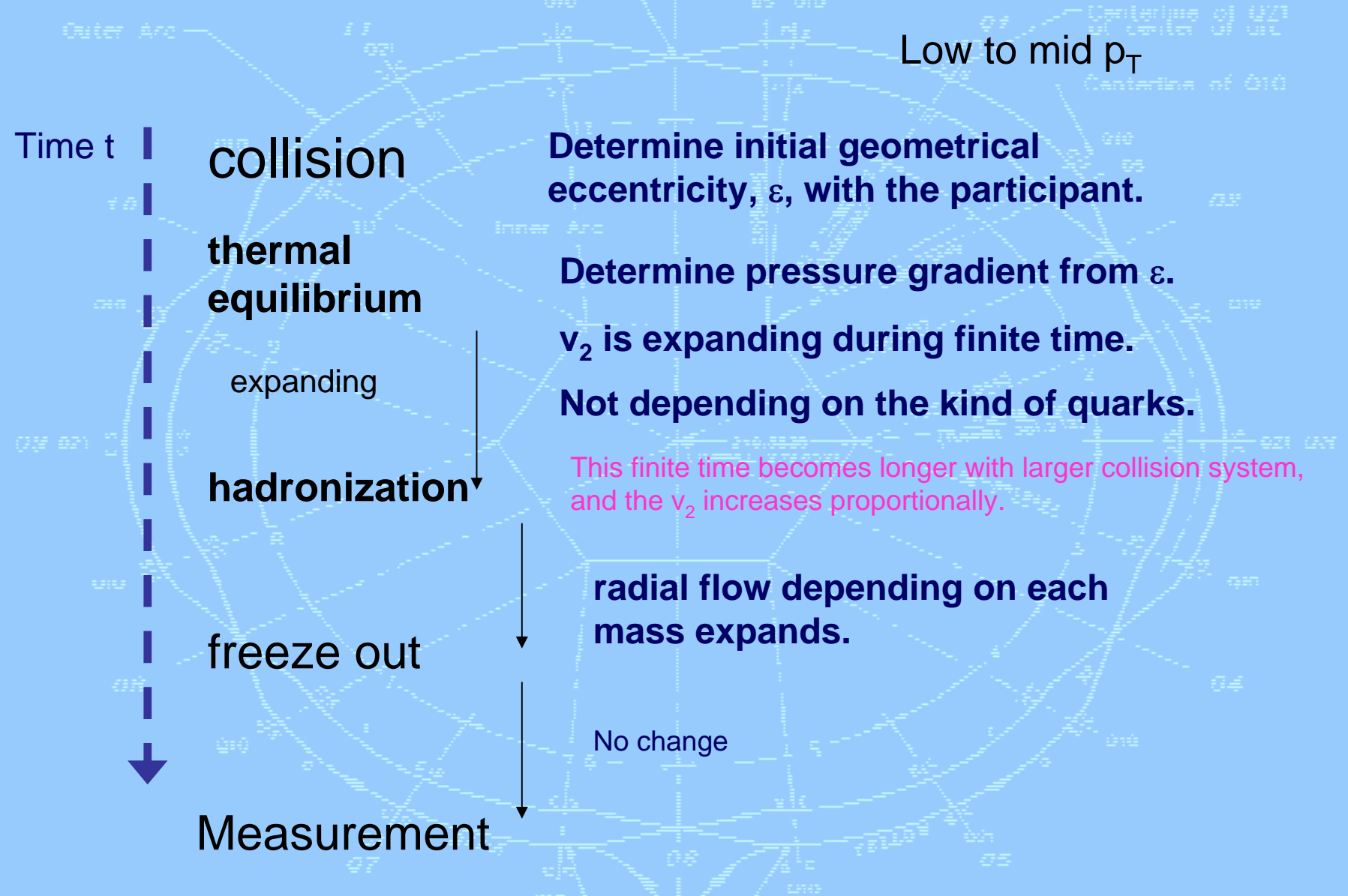
$$T(t) = T_0 \left(\frac{t_0(R_0 + \beta_T t)^2}{t(R_0 + \beta_T t)^2} \right)^{1/3}$$

$$t_{fo} = (\sqrt{R_0^2 + 4\beta_T K N_p} - R_0) / 2\beta_T$$



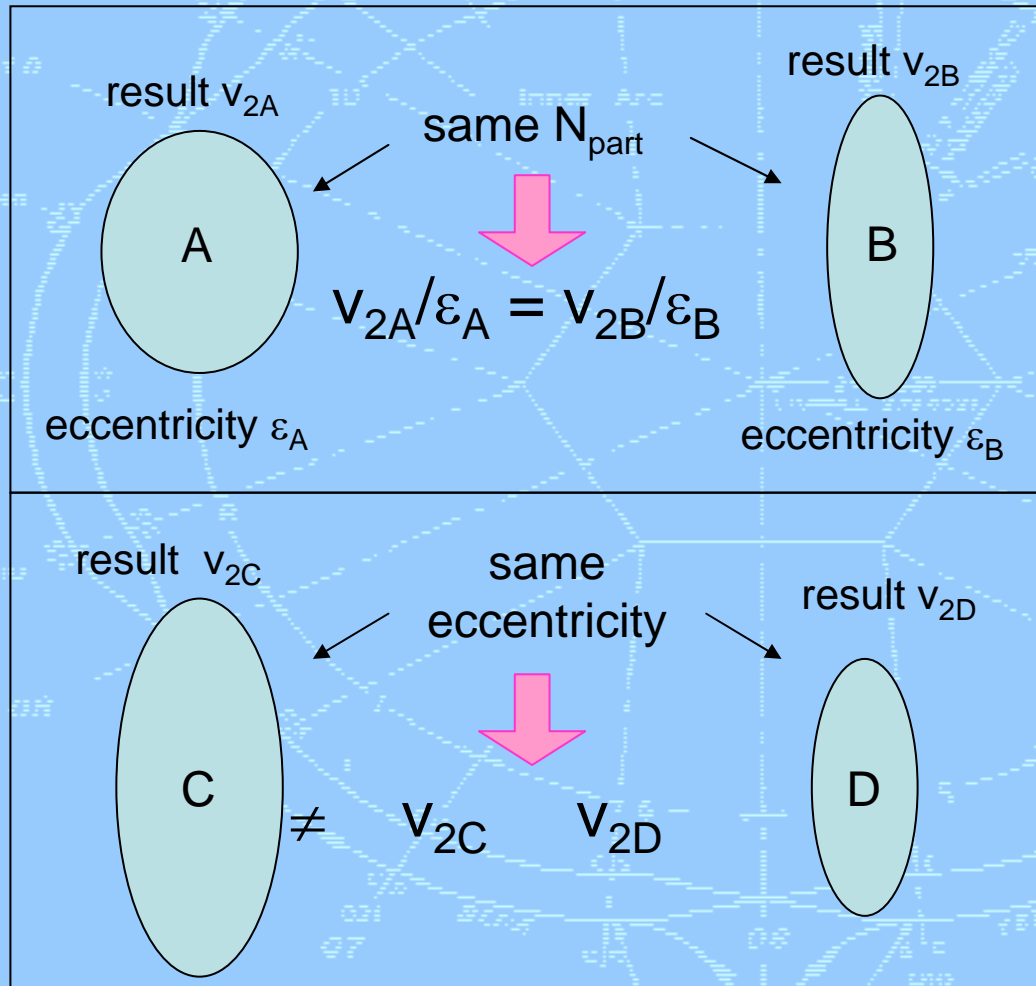
Time until chemical freeze-out is proportional to $N_{part}^{1/3}$.

Summary of v_2 production and development



Summary (1)

When the systems have same N_{part} , v_2 is scaled by ε of participant geometry.

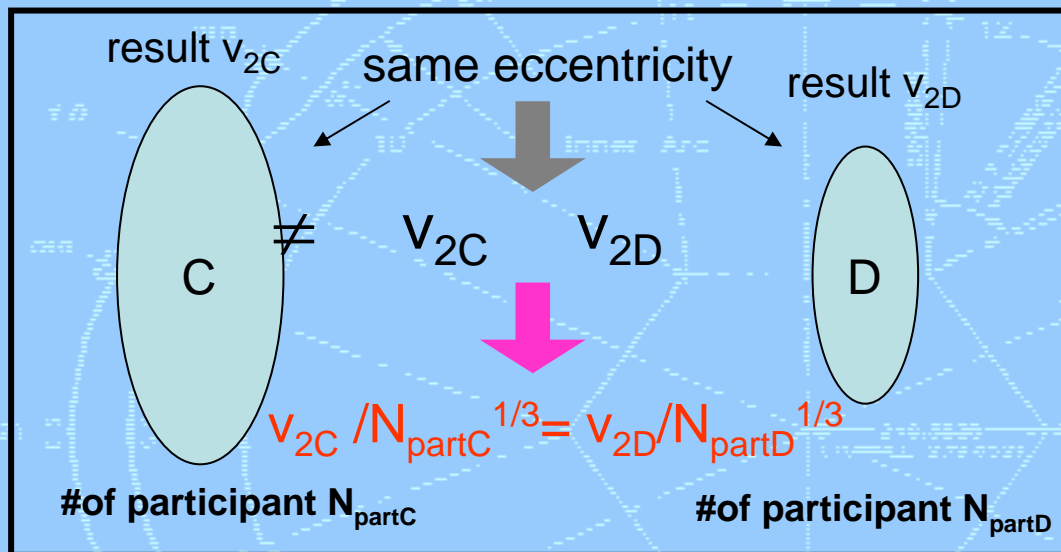


If v_2 only depends on eccentricity of initial participant geometry, v_2/ε should be constant at any N_{part} , but it is not.

Therefore, to explain v_2 , in addition to the initial geometrical eccentricity, there are something related to N_{part} .

Summary (2)

With same eccentricity, v_2 is scaled by (number of participants)^{1/3}.

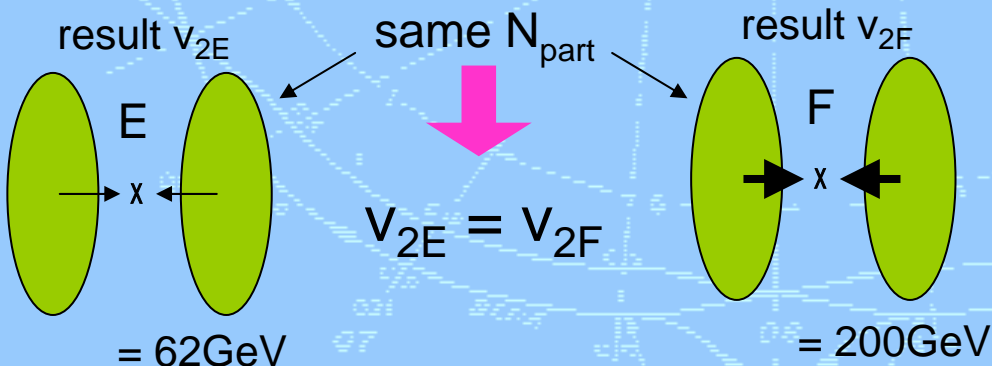


v_2 becomes consistent after scaled by not only ϵ but also $N_{part}^{1/3}$.

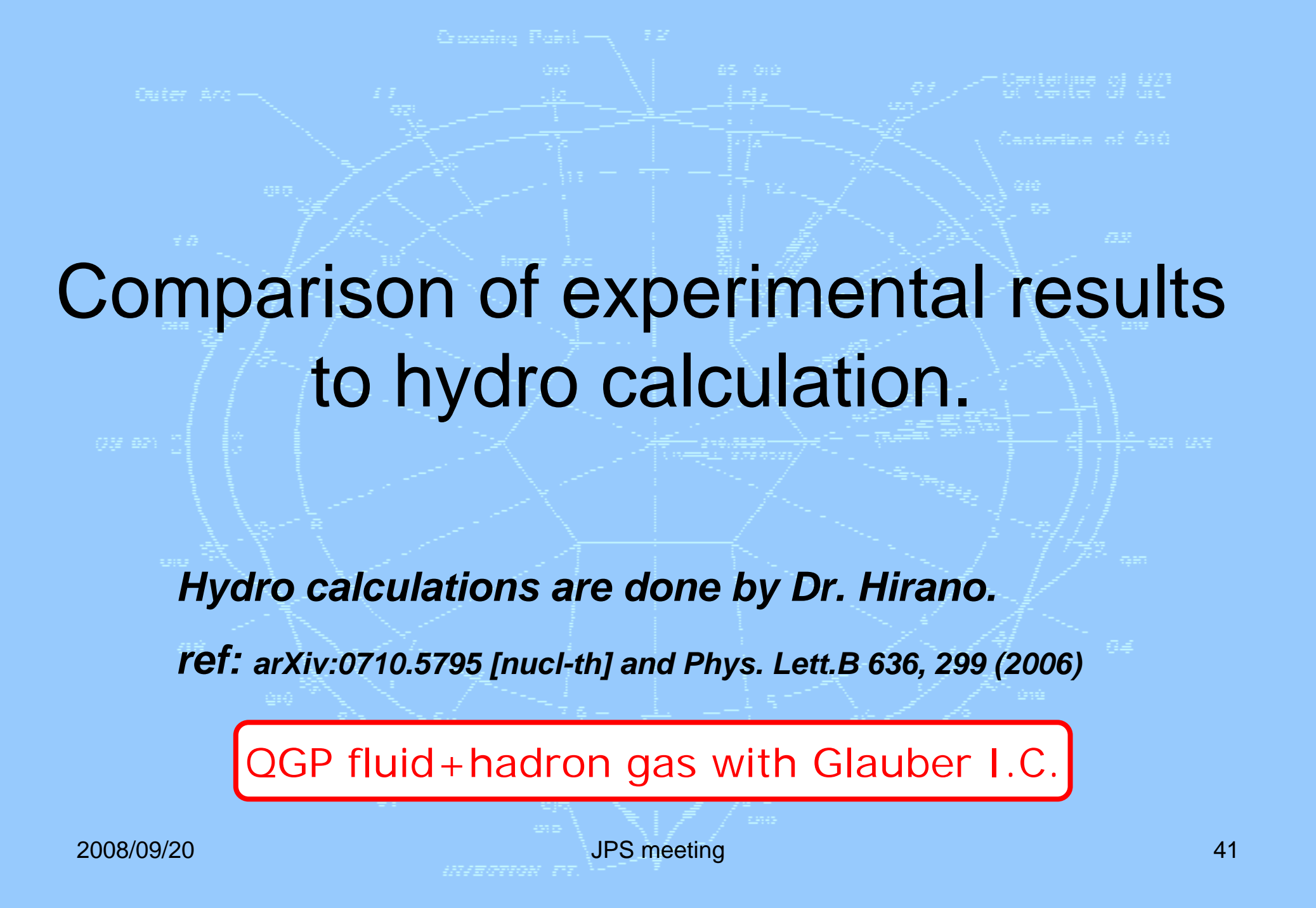
Is it because of thickness increasing along beam axis then energy per unit area increasing?

$$v_2(200\text{GeV}) = v_2(62.4\text{GeV})$$

This concludes that increasing dN/dy doesn't change v_2 at RHIC energy.



It might be because that number of participant to 1/3 (like length) is proportional to the time period taken to freeze out v_2 , and v_2 expands proportional to that period.



Comparison of experimental results to hydro calculation.

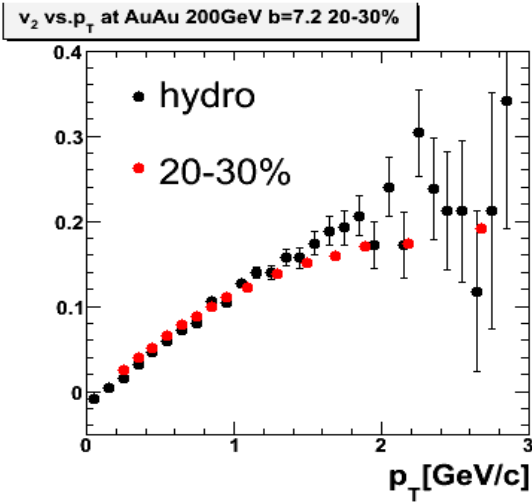
Hydro calculations are done by Dr. Hirano.

ref: arXiv:0710.5795 [nucl-th] and Phys. Lett.B 636, 299 (2006)

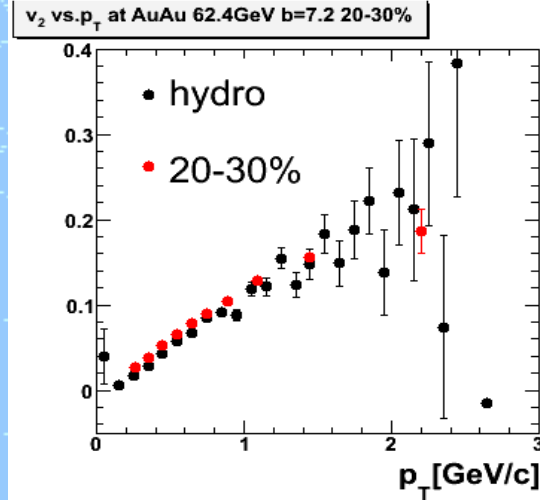
QGP fluid+hadron gas with Glauber I.C.

Comparison of data to hydro-simulation

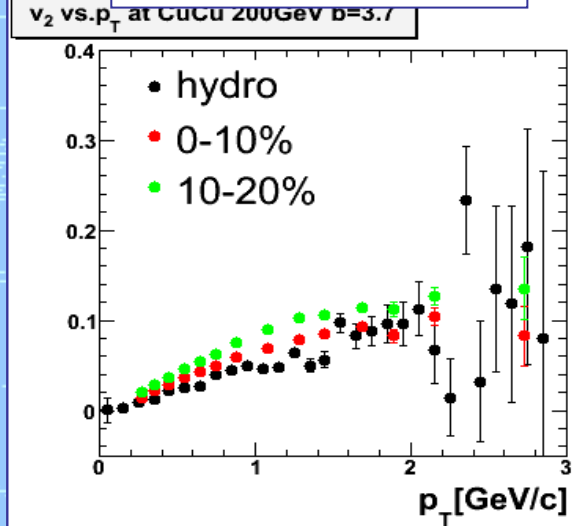
Au+Au 200GeV



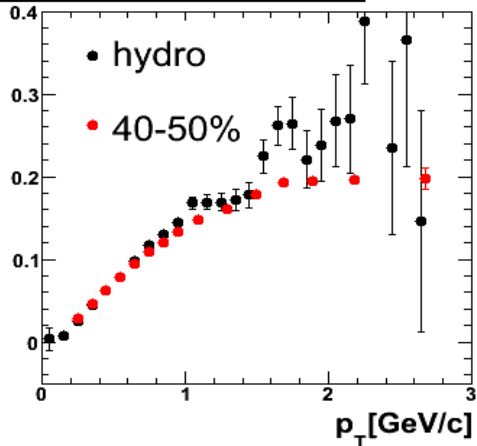
Au+Au 62.4GeV



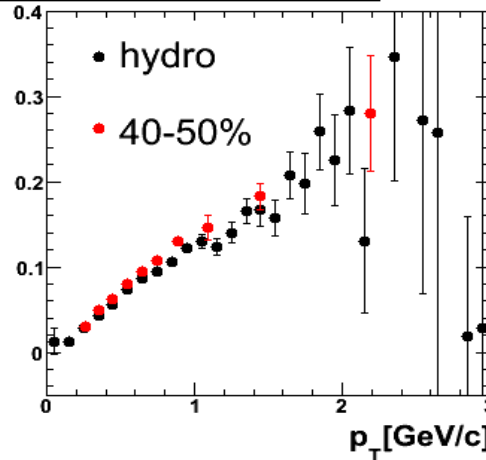
Cu+Cu 200GeV



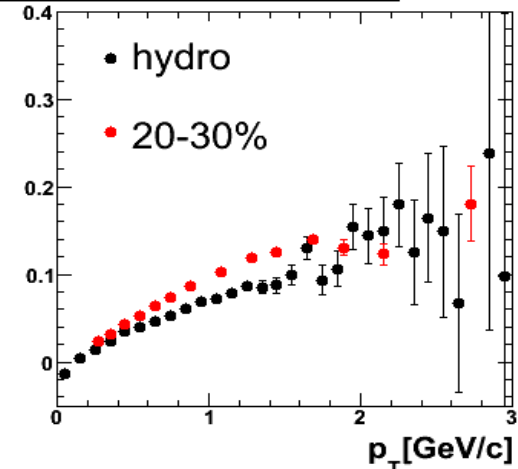
v_2 vs. p_T at AuAu 200GeV $b=9.7$ 40-50%



v_2 vs. p_T at AuAu 62.4GeV $b=9.7$ 40-50%



v_2 vs. p_T at CuCu 200GeV $b=5.2$ 20-30%

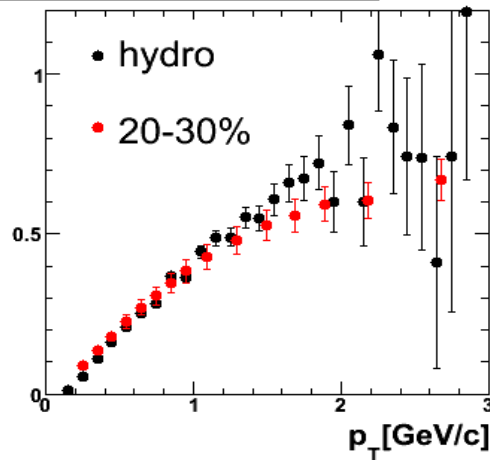


The Au+Au results agree well with hydro but Cu+Cu results don't.

Comparison of $v_2(\text{data})/\epsilon_{\text{participant}}$ to $v_2(\text{hydro})/\epsilon_{\text{standard}}$

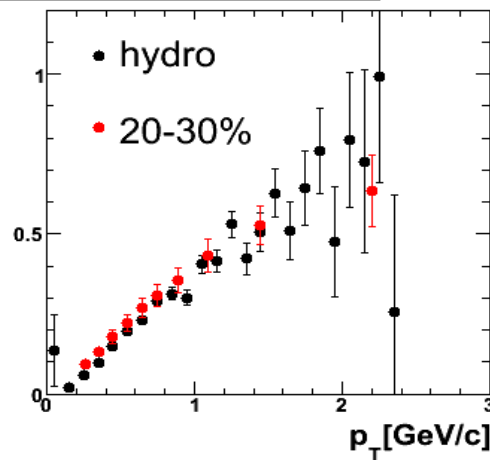
Au+Au 200GeV

v_2/ϵ_{ps} vs. p_T at AuAu 200GeV $b=7.2$ 20-30%



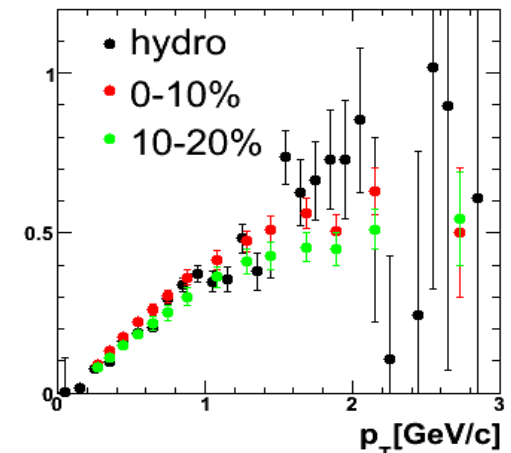
Au+Au 62.4GeV

v_2/ϵ_{ps} vs. p_T at AuAu 62.4GeV $b=7.2$ 20-30%

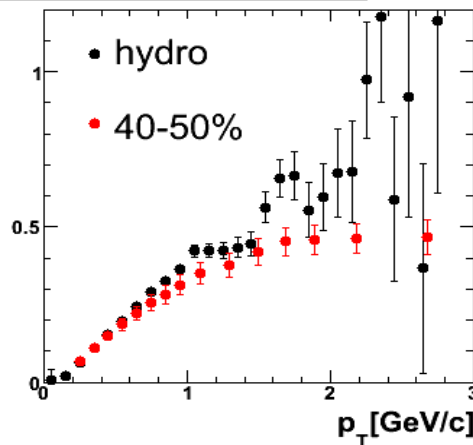


Cu+Cu 200GeV

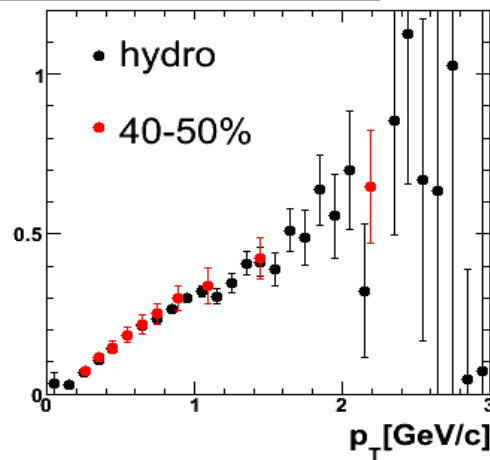
v_2/ϵ_{ps} vs. p_T at CuCu 200GeV $b=3.7$



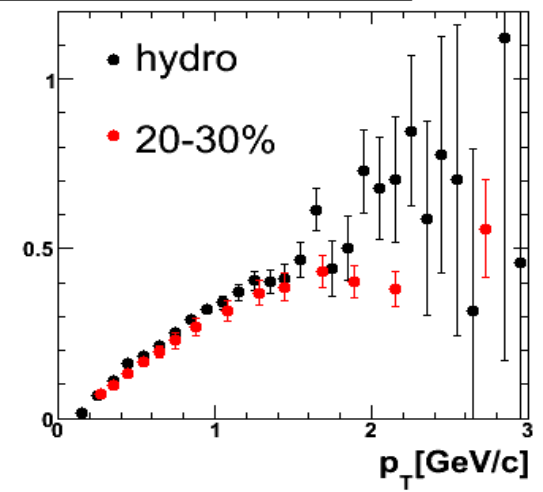
v_2/ϵ_{ps} vs. p_T at AuAu 200GeV $b=9.7$ 40-50%



v_2/ϵ_{ps} vs. p_T at AuAu 62.4GeV $b=9.7$ 40-50%



v_2/ϵ_{ps} vs. p_T at CuCu 200GeV $b=5.2$ 20-30%

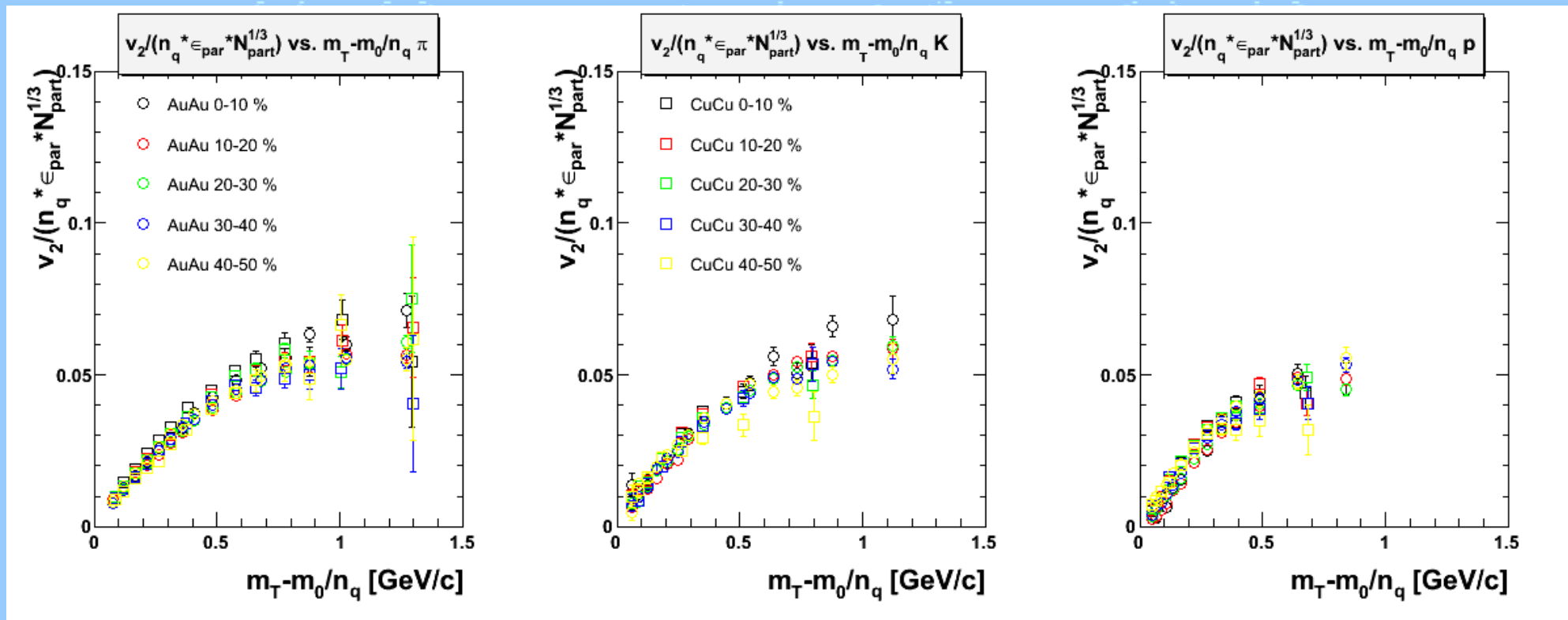


The Au+Au and Cu+Cu results agree well with hydro.

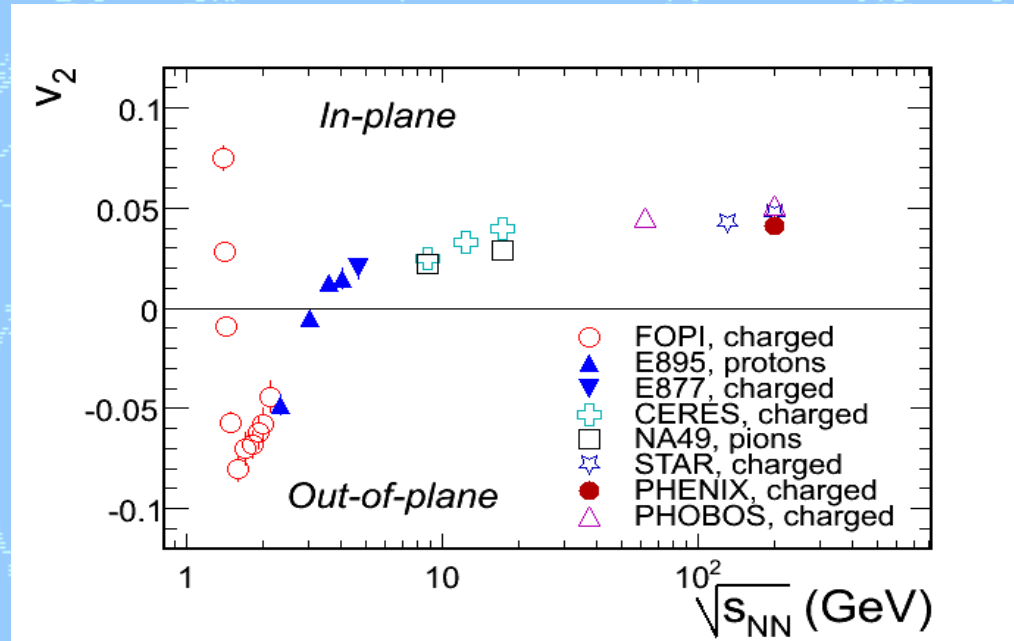
Comparison of AuAu to CuCu

Cu+Cu and Au+Au, 200GeV, PID by EMC

Apply quark number + KET scaling, eccentricity scaling and $N_{part}^{1/3}$ scaling.



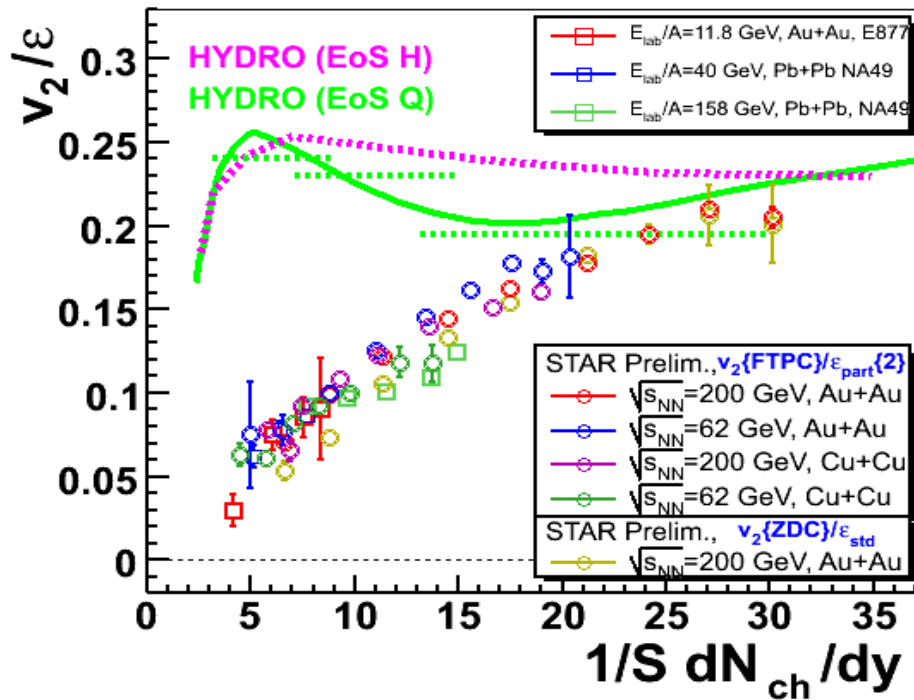
Energy dependence



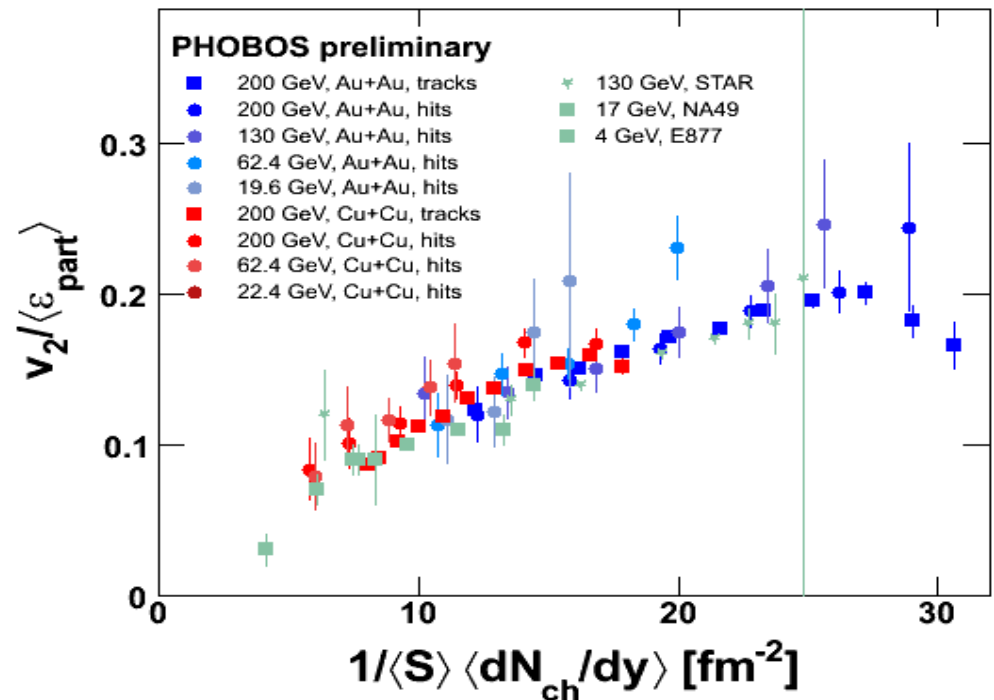
FOPI : Phys. Lett. B612, 713 (2005). E895 : Phys. Rev. Lett. 83, 1295 (1999)
CERES : Nucl. Phys. A698, 253c (2002). NA49 : Phys. Rev. C68, 034903 (2003)
STAR : Nucl. Phys. A715, 45c, (2003). PHENIX : Preliminary.
PHOBOS : nucl-ex/0610037 (2006)

Scaling (another)

QM2006, S. A. Voloshin

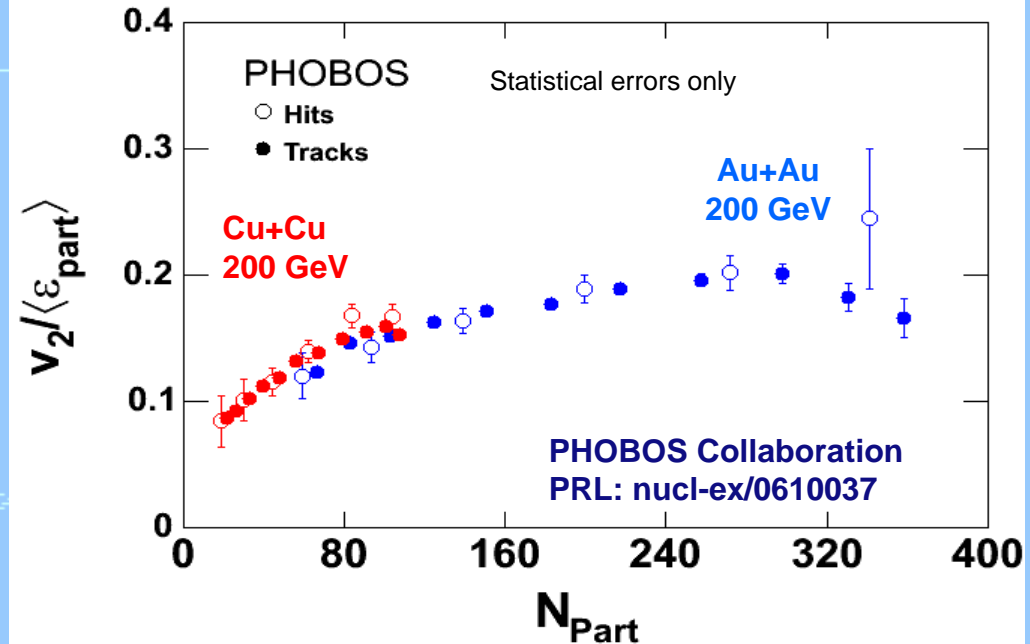
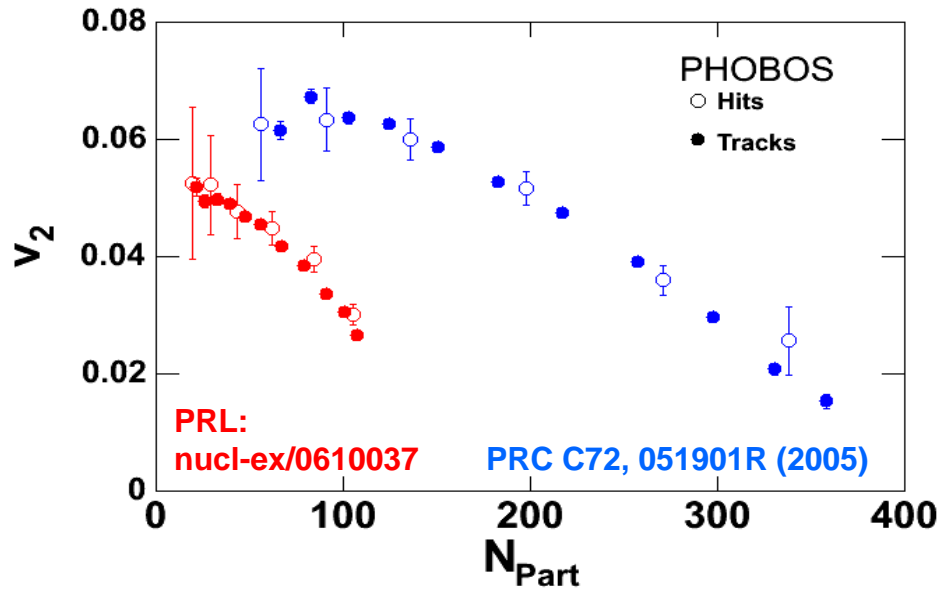


QM2006, R. Nouicer

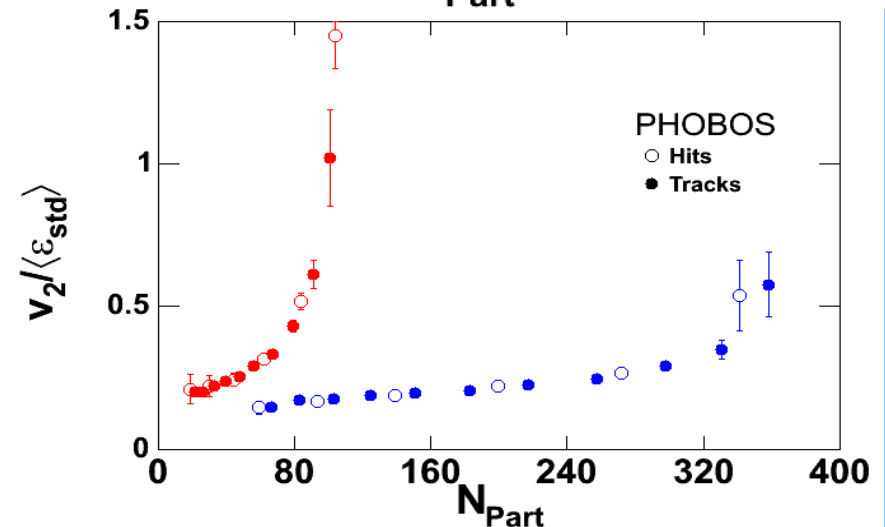


- From SPS to RHIC
- At central collision, it reach to hydro limit which suggest perfect fluid.

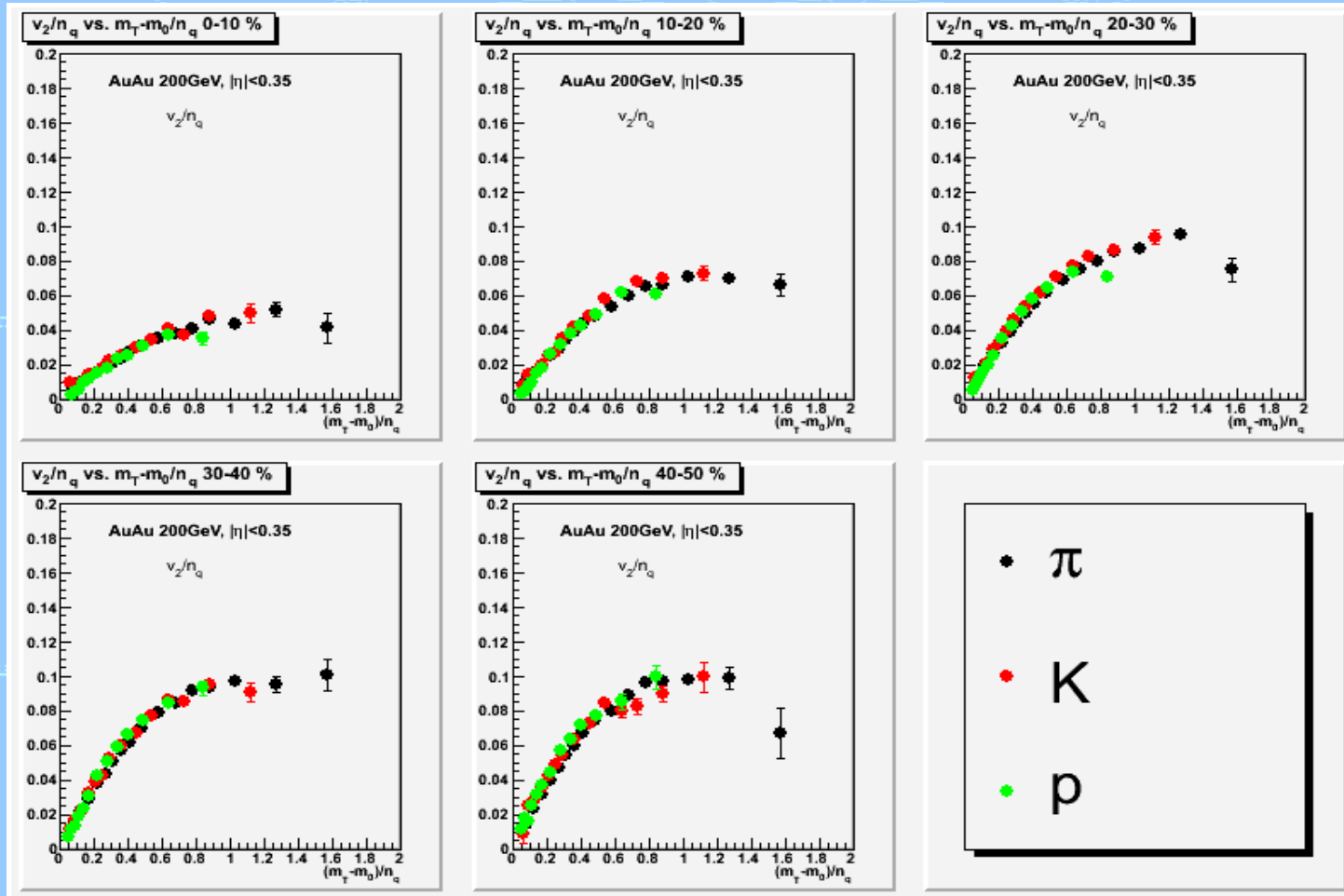
additional



- Comparison between Standard and participant eccentricity.
- Standard eccentricity doesn't include the effect of the participant fluctuation in experiment. The effect of the fluctuation is larger at smaller system.



Quark number + K_{ET} scaling (AuAu 200GeV)



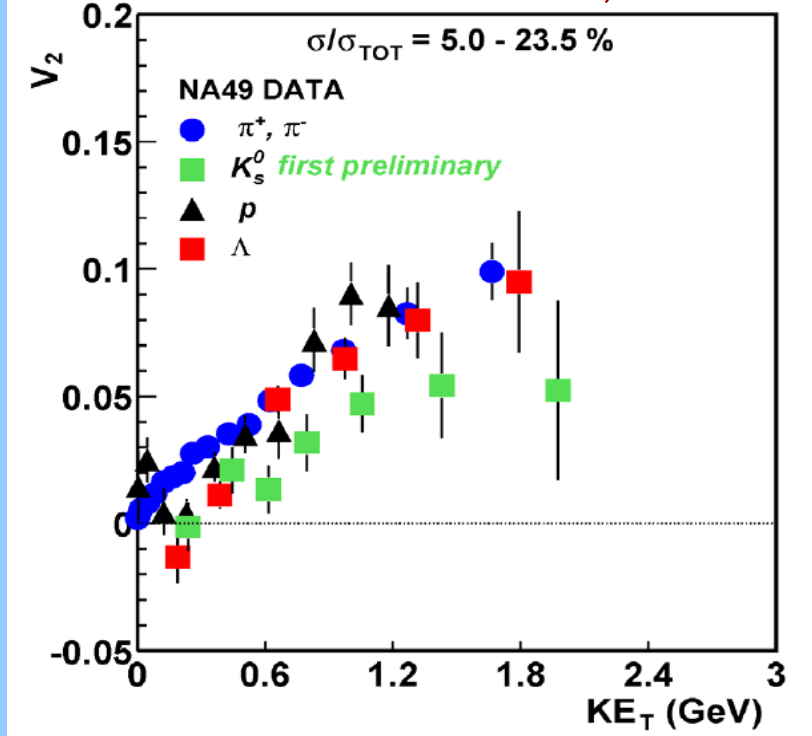
- Quark number + K_{ET} scaling exists.

Additional quark number + K_{ET} scaling (PbPb 17.2GeV)

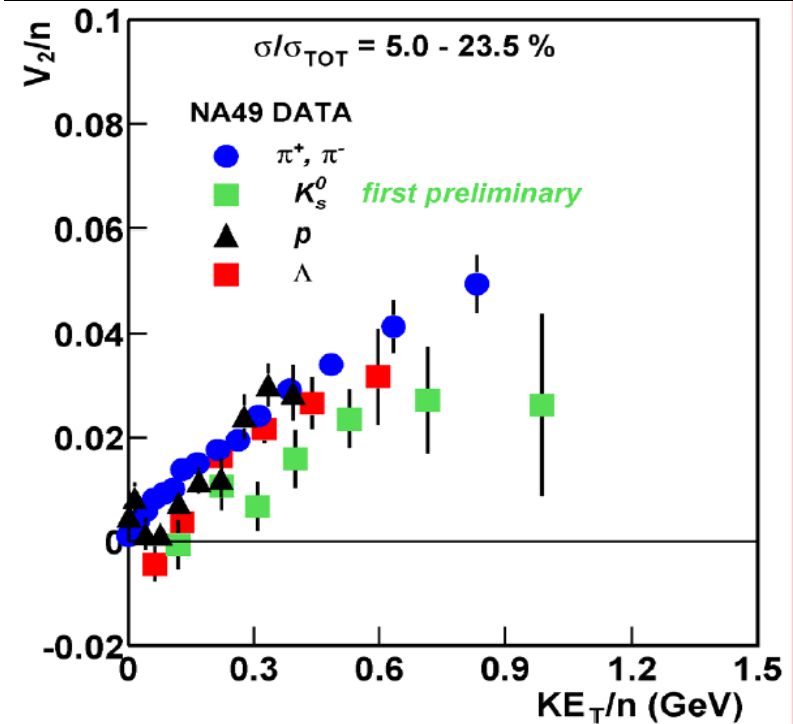
v_2 of p , π - C. Alt et al (NA49 collaboration) nucl-ex/0606026 submitted to PRL

v_2 of K^0 (preliminary) - G. Stefanek for NA49 collaboration (nucl-ex/0611003)

Pb+Pb at 158A GeV, NA49



Taken from A. Tranenko's talk at QM 2006

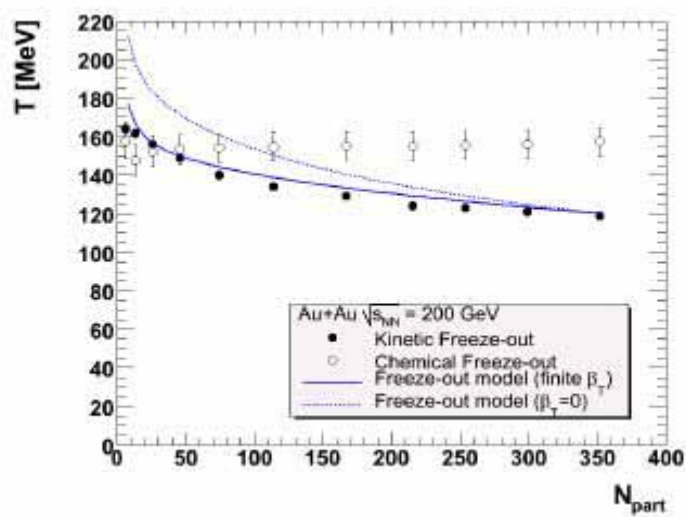
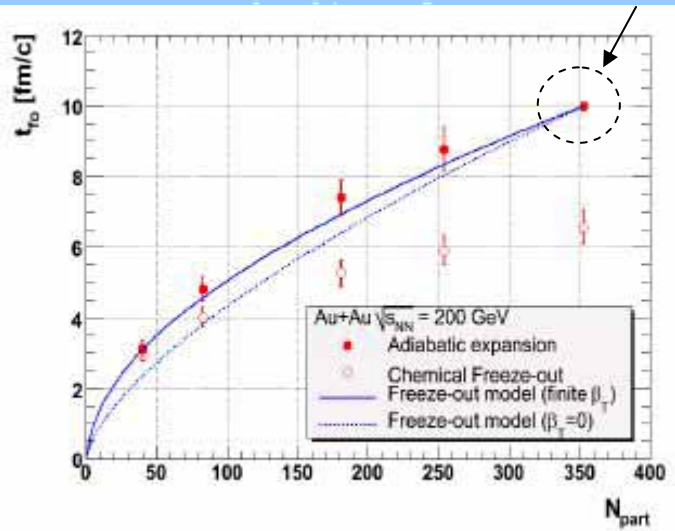
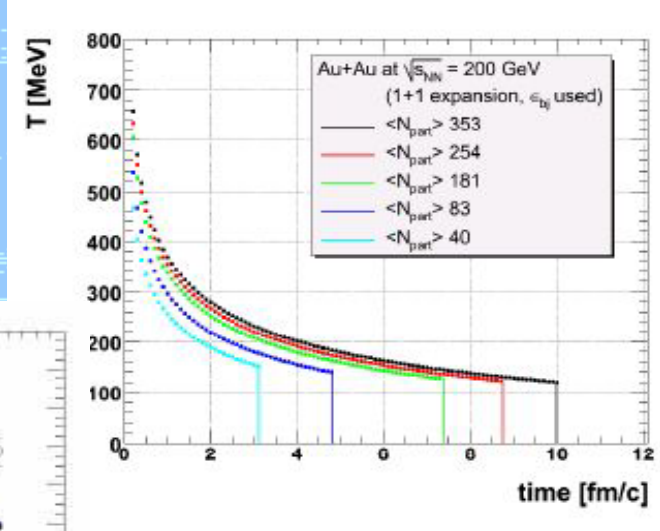


- Quark number + K_{ET} scaling doesn't seem to work out at SPS.
- No flow at partonic level due to nonexistence of QGP ?
- Errors are too big to conclude it.

t_{fo} vs. N_{part}

$$T(t) = T_0 \left(\frac{t_0(R_0 + \beta_T t)^2}{t(R_0 + \beta_T t)^2} \right)^{1/3}$$

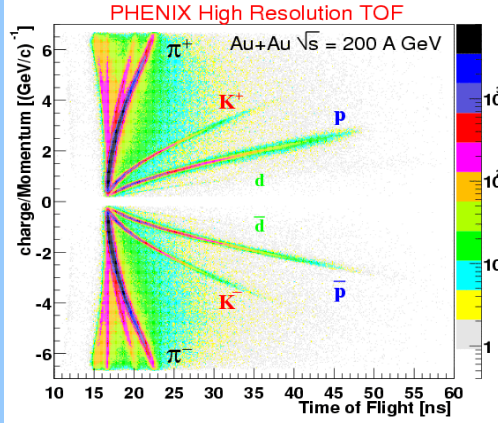
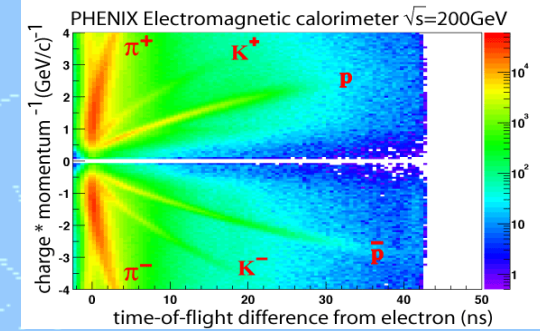
$$t_{fo} = (\sqrt{R_0^2 + 4\beta_T K N_p} - R_0) / 2\beta_T$$



Analysis

<Data set for this analysis>

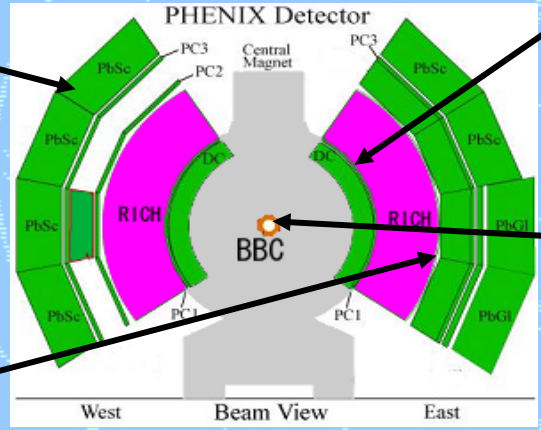
- Au+Au Cu+Cu collision
- taken in 2003-2005 at RHIC-PHENIX
- Collision energy : 200, 62.4 GeV/2 nucleons



<PHENIX detectors>

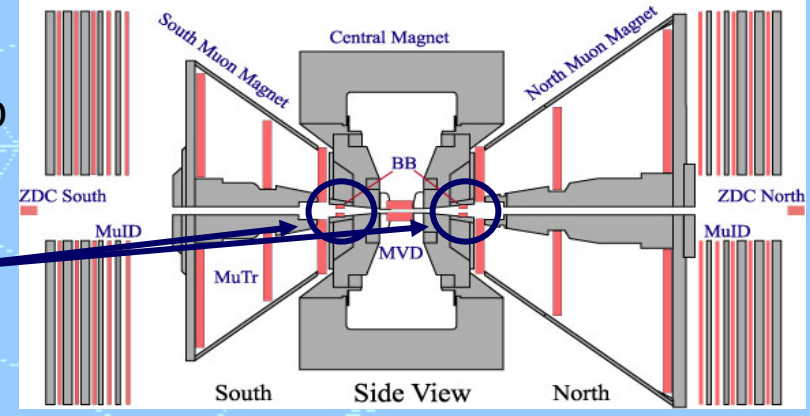
EMCAL
for Particle Identification
resolution=380ps

TOF for Particle Identification
resolution=120ps



DC + PC1
for good track selection and to determine p

BBC
to determine reaction plane and vertex



<PID by TOF measurement>

Using TOF or EMC with BBC, the flight time of the particles is obtained. Mass of the particle is calculated by the flight time and the momentum measured by DC.

<Reaction Plane determination>

The reaction plane is obtained by measurement of the anisotropic distribution for the produced particles with north and south BBCs located at $|\eta| \sim 3 - 4$.

Resolution Calculation of Reaction Plane

$$resolution = \langle \cos[2(\Psi_{measured} - \Psi_{true})] \rangle \sim \sqrt{\langle \cos[2(\Psi_A - \Psi_B)] \rangle}$$

$\Psi_{A,B}$: reaction plane determined for each sub sample.

$$v_2^{real} = \frac{v_2^{measured}}{resolution}$$

- BBC North + South combined

